发电机产品简介

Introduction for Generator Set

目　录

Contennts

康明斯柴油机.....1
Cummins Diesel Engine
交流发电机.....4
AC Cenerator
陆用柴油发电机组..... 5
Onshore Diesel Genset
船用柴油发电机组..... 9
marine diesel genset
专用发电机组.....11
special power supply genset
天然气发电机组..... 15
Natural Gas Gen-Sets
混合燃料发电机组..... 16
Duel Fuel Gen-Sets
高压发电机组..... 16
High Voltage Engine
发电机组控制系统..... 17
Censet Control System
双电源自动切换柜..... 20
Automatic Transffr Switches
天然气发动机..... 21
Gas Engine
燃气发电机组..... 23
Gas Generator Sets
双燃料发电机组系列..... 25
Dual-Fuel Generator Sets
专用部件.....27
Specialized Component
LMI 系列柴油机.....29
LMI Series

济南溯蒎进出口贸易有限公司设计制造生产的发电机组，功率覆盖范围为 20KW-2400KW。广泛应用于军队、船舶、电信、宾馆、楼宇、野外施工和工业用电等诸多领域，其先进的经济性、动力性、可靠性、耐久性和环境安全性受到国内外用户的普遍欢迎。

Gensets manufactured by LMI INDUSTRIAL SUPPLY CO., LTD. With power coverage of 20KW-2400KW are widely used in army, ships, telecommunications, hotels, buildings, field construction and industrial electricity, etc.. They are well received by customers at home and abroad for their economical efficiency, dynamic force, reliability, durability and environmental friendliness.

发电机组命名

NAME OF GENSET

例：

LMI	C	220	G	S

- S — 静音型机组 Silencing type genset
- G — 用途——发电用 Application -genset
- 220 — 备用功率（KW） Standby power(KW)
- C — Cummins 柴油机品牌 Brand of Cummins diesel engine
- LMI — 品牌 Brand

康明斯柴油机主要参数

Main Parameters of Cummins Diesel Engine

4BT(A)

4 冲程直列 4 缸/4-stroke,In-line,4-Cylinder
排量/Displacement：3.9L
缸径 X 冲程/Bore X Stroke:102X 120 mm
功率范围/Power Range: 24kW(33HP）
最低燃油消耗率/Min SFC:229g/kw.h
外形尺寸/Dimension:880X678X860 mm
净重/Dry Weight: 375kg

6CT(A)

4 冲程直列 6 缸/4-stroke,In-line,6-Cylinder
排量/Displacement：11L
缸径 X 冲程/Bore X Stroke:125X 147 mm
功率范围/Power Range: 161-284kW(220-386HP）
最低燃油消耗率/Min SFC:196g/kw.h
外形尺寸/Dimension:1360X833X1086 mm
净重/Dry Weight: 940kg

M11

4 冲程直列 6 缸/4-stroke,In-line,6-Cylinder
排量/Displacement：8.3L
缸径 X 冲程/Bore X Stroke:114X 135 mm
功率范围/Power Range: 152-220kW(206-299H
最低燃油消耗率/Min SFC:229g/kw.h
外形尺寸/Dimension:880X678X860 mm
净重/Dry Weight: 375kg

济南溯蒎进出口贸易有限公司
LMI INDUSTRIAL SUPPLY CO., LTD.

4 冲程 V 型 12 缸/4-Stroke,V type,12-Cylinder
排量/Displacement:38L
缸径 X 冲程/Bore X Stroke: 159 X 159mm
功率范围/Power Range: 560-1100 kW(761-1496HP)
最低燃油消耗率/Min SFC;196g/kw.h
外形尺寸/Dimension: 2341X1360 X1053mm
净重/Dry Weight: 4200kg

K38



NT

4 冲程直列 6 缸/4-Stroke,In-line,6-Cylinder
排量/Displacement: 14L
缸径 X 冲程/Bore X Stroke: 140 X 152mm
功率范围/Power Range:180-418 kW(245-568HP)
最低燃油消耗率/Min SFC;2301g/kw.h
外形尺寸/Dimension: 1581X790X1364mm
净重/Dry Weight: 1221kg

K19



4 冲程直列 6 缸/4-Stroke,In-line,6-Cylinder
排量/Displacement: 14L
缸径 X 冲程/Bore X Stroke: 140 X 152mm
功率范围/Power Range:180-418 kW(245-568HP)
最低燃油消耗率/Min SFC;2301g/kw.h
外形尺寸/Dimension: 1581X790X1364mm
净重/Dry Weight: 1221kg

K50



4 冲程 V 型 16 缸/4-Stroke,V type,16-Cylinder
排量/Displacement: 50L
缸径 X 冲程/Bore X Stroke: 159 X 159mm
功率范围/Power Range:1120-1500 kW(1523-2040HP)
最低燃油消耗率/Min SFC: 196g/kw.h
外形尺寸/Dimension: 2857X1415X1765mm
净重/Dry Weight: 5160kg

QSK60

4 冲程 V 型 16 缸/4-Stroke,V type,16-Cylinder
排量/Displacement: 60L
缸径 X 冲程/Bore X Stroke: 159 X 190mm
功率范围/Power Range:1500-2000 kW(2040 -2720 HP)
最低燃油消耗率/Min SFC: 196g/kw.h
外形尺寸/Dimension: 2781X1794X2155mm
净重/Dry Weight: 7185kg

QSK78



4 冲程 V 型 18 缸/4-Stroke,V type,18-Cylinder
排量/Displacement: 78L
缸径 X 冲程/Bore X Stroke: 170 X 190mm
功率范围/Power Range:2400-2750 kW(3264 -3740 HP)
最低燃油消耗率/Min SFC: 196g/kw.h
外形尺寸/Dimension: 3062X1570X2031mm
净重/Dry Weight: 9180kg

济南溯源进出口贸易有限公司
LMI INDUSTRIAL SUPPLY CO., LTD.

交流发电机

AC CENERATOR

可选用马拉松、斯坦福、英格、西门子等世界著名电气公司设计的新型无刷发电机，其设计独特，结构先进，所以体积小，重量轻，性能优良，运行可靠，使用方便。

New type brushless generators of unique design, advanced structure,small volume, light, excellent performance,reliable operation and easy use and designed by world famous electrical companies such as Marathon, Stamford, Engga and Siemens can be selected.

技术参数

- **稳态电压调整率：1%**
- **瞬态电压调整率：（-15%，+20%）**
- **电压调整范围：>10%**
- **线电压波形正弦性畸变率: <5%**
- **配用 APM2000 并联模块，可稳定地并联运行，无功分配度差<10%**
- **额定电压：400V**
- **功率因数：0.8（滞后）**

TECHNICAL PARAMETERS

Steady voltage regulation:1%
Transient voltage regulation:（-15%，+20%）
Voltage regulation range: >10%
Line voltage waveform sinusoidal distortion factor:<5%
Equipped with APM2000 synchronous module, stable synchronous operation with reactive power distribution difference<10% is possible.
Rated voltage: 400V
Frequency: 50HZ
Power factor: 0.8 (lagging)

设计特点

- 发电机为全防护结机，内部通风散热合理，通风效率高，温升低。
- 无刷励磁，配用固态电压调节器，具有低速保护过励关断，电磁干扰抑止等功能。
- 整体凸极转子，阴尼绕组与铁心成为一体，磁场绕组用热固性环氧填充，具有较高的机械和电气强度。
- 绝缘等级为 H 级。
- 发电机采用双面防尘，特殊高性能润滑脂，电机专用滚珠轴承，噪音小，使用寿命长。

DESIGN FEATURES

The generator is of fully protected structure with rational internal ventilation and heat dispersion,high ventilation efficiency and low temperature rise.

It is of brushless excitation, and is equipped with steady voltage regulator for low speed protection, overexcitation shutoff and electromagnetic interference suppression.

It has integral salient pole rotor. Damping winding and iron core are in one. Field winding is filled with thermosetting epoxy. Tt is of high mechanical and electrical strength.

Insulation level is H.

The generator is double-sidely dustproof. Special hith performance lubricating grease is used. Ball bearing of low noise and long service life for motor is used.

陆用柴油发电机组

ONSHORE DIESEL GENSET

发电机组标准构成

- 发动机：康明斯 4 冲程/增压/中冷柴油发动机。
- 发电机：上海马拉松交流发电机。
- 控制系统：采用高性能计算机芯片技术，具胡国际领先水平。操作简便、性能可靠的控制系统。
- 冷却系统：闭式水冷，风扇水箱冷却，允许最高环境温度 40℃。
- 起动系统：24V 直流启动。
- 机座：用于安装发动机、发电机、冷却系统等，具胡良好的减震性能
- 附件：排气消声器、波纹管、连接接头等安装附件。

STANDARD COMPOSITIONS OF GENSET

Engine: 4 stroke/boost/cooling diesel engine.
Shanghai；a marathon generator AC generator.
Control systems: the high performance computer chip technology, a leading international level. Is easy to operate, reliable performance of the control system.
Cooling system: closed water cooling, fan cooling, allowing maximum ambient temperature of 40 DEGC.
Stand: for mounting an engine, generator, cooling system, has good damping properties.
Attachment: exhaust muffler, bellow pipe, joints and other installation accessories.

设计特点

- **100%严格出厂测试，机组完全符合 GB/T2820-97 国家标准。**
- **发动机为康明斯公司开发、设计、制造、能够充分发挥最大效能。**
- **发电机为马拉松公司制造，具有当今世界领先技术。**
- **发电机励磁系统，能使机组在承受任何瞬间加载时电压降能迅速恢复。**
- **发电机低电抗设计使非线性负载下的波形失真极小，并有良她的带电动机起动性能。**
- **康明斯公司开发的 PT 燃油系统，工作稳定，燃烧充分，高效节能，排放良好。**

CHARACTERISTICS OF GENSET

It is subject to 100%strict factory test.It conforms to national standard GB/t2820-97.
Engine is developed, designed and manufactured by Cummins Co.,of which,, the maximum efficiency can be brought into full play.
Generator excitation system, can make the generator set to bear any momentary voltage can be quickly restored.
Exciting system of the generator can enable genset to recover frequency drop at any transient loading.
Due to low reactance design of the generator, wavform distortion at non-linear load is extremely small and the generator is of perfect performance of motor starting.
PT fuel system developed by Cummins operates steadily and is of adequate burning, high efficiency and energy conservationand perfect discharge.

济南溯源进出口贸易有限公司
LMI INDUSTRIAL SUPPLY CO., LTD.

机组电气性能

- **230/400VAC, 50HZ, 0.8PF(滞后)三相四线交流输出。**
- **电压调整范围：>10%**
- **频率调整范围：0-5%**
- **稳态电压调整率：1%**
- **瞬态电压波动率：(-15%，+20%)**
- **稳态频率调整率：<±0.25%**
- **瞬态频率波动率：<9%**
- **电压畸变率：<5%**
- **电压恢复时间：(±3%)<1S**

ELECTRICAL PERFORMANCE OF GENSET

230/400VAC,50HZ,0.8PF(lagging) three-phase four-wire AC output.
Voltage regulation range:>10%
Frequency regulation range:0-5%
Steady voltage regulation:1%
Transient frequency fluctuation ratio:(-15%，+20%)
Steady frequency adjustment rate:<±0.25%
Transient frequency fluctuation ration:<9%
Voltage distortion factor:<5%

机组操作系统保护功能

- **高水温报警停机。**
- **低油压报警停机。**
- **超速运行报警停机。**
- **启动失败报警。**
- **充电机故障报警。**
- **过电流保护停机。**
- **瞬过电压保护停机。**

GENSET OPERATING SYSTEM PROTECTION FUNCTION

High water temperature warning and shutdown.
Low oil pressure warning and shutdown.
Overspeed warning and shutdown.
Starting failure alarm.
Alternator trouble alarm.
Overcurrent protection shutdown.
Overvoltage prltection shutdown.

机组可选配置

- **柴油机机油加热器。**
- **柴油机冷却液加热器。**
- **柴油油水分离器。**
- **启动电瓶及电瓶线。**
- **自动浮充电器。**
- **自动切换柜（ATS）。**
- **并联柜。**
- **日用柴油油箱。**
- **空气启动马达/弹簧储能起动机**

OPTIONAL CONFIGURATION OF GENSET

Diesel engine lubricating oil heater.
Diesel engine cooling fluid heater.
Diesel engine oil-water separator.
Starting battery and wire.
Automatic floating charger.
Automatic transfer switch(ATS).
Synchronization cabinet.
Domestic diesel oil tank for daily use.
Air starting motor/spring energy-storage starter.

陆用发电机组（标准配置）

ONSHORE GENSET(STANDARD DISPOSITION)

发电机组型号	柴油机型号	备用功率		常用功率		燃油消耗	机组净重	机组外形尺寸		
Generator Set Models	Diesel Engine Models	Standby power		Prime power		Fuel consumption	Net weight Genset	Dimension,Genset		
								长 (mm)	宽 (mm)	高 (mm)
		KW	KVA	KW	KVA	L/h	kg	Length	Wide	high
LMIC22G	4B3.9-G2	22	28	20	25	5	580	1650	700	1170
LMIC36G	4BT3.9-G2	36	45	32	40	8	640	1700	700	1170
LMIC50G	4BTA3.9-G2	50	63	45	56	13	750	1750	730	1190
LMIC75G	6BT5.9-G2	75	94	68	85	17	900	2150	730	1180
LMIC90G	6BT5.9-G2	90	113	80	100	20	950	2150	730	1180
LMIC100G	6BTA5.9-G2	100	125	90	113	23	1050	2250	790	1220
LMIC120G	6BTAA5.9-G3	120	150	110	137	26	1050	2300	790	1220
LMIC160G	6CT8.3-G2	10	200	140	175	36	1500	2350	840	1390
LMIC180G	6CTAA8.3-G2	180	225	160	200	41	1550	2400	950	1420
LMIC200G	6LTAA8.9-G2	200	250	180	225	41	1530	2500	950	1520
LMIC220G	NT855-GA	220	275	200	250	41	2350	2900	1000	1750
LMIC200G	NT855-GA	200	250	180	225	46	2350	2800	1000	1750
LMIC220G	6LTAA8.9-G2	220	275	200	250	52	1640	2500	950	1520
LMIC220G	MTA11-G2	220	275	200	250	52	2700	2700	1000	1610
LMIC280G	MTAA11-G3	280	350	250	313	61	2150	2800	1120	1610
LMIC280G	NTA855-G1A	280	350	250	313	61	2450	2900	1000	1750
LMIC280G	NTA855-G2	280	350	250	313	61	2500	2900	1000	1750
LMIC315G	NTA855-G4	315	394	280	350	68	2570	2900	1000	1750
LMIC315G	NTA855-G2A	315	394	280	350	68	2570	2900	1000	1750
LMIC330G	NTAA855-G7	330	413	300	375	73	2660	3500	1120	1750
LMIC330G	KTA19-G2	330	413	300	375	73	3340	3200	1250	2000
LMIC360G	NTAA855-G7A	360	450	-	-	80	2660	310	1120	1750
LMIC400G	KTA19-G3	400	500	360	450	85	3400	3200	1250	2000
LMIC450G	KTA19-G4	450	563	400	500	98	3450	3200	1250	2000
LMIC505G	KTAA19-G5	505	631	450	563	110	3700	3400	1550	2100
LMIC550G	KTA1A9-G6A	550	688	-	-	122	3770	3400	1550	2100
LMIC560G	KT 38-G	560	688	500	625	122	5730	3800	1810	2470
LMIC660G	KTA 38-G2	660	838	600	750	147	6150	4200	1810	2470
LMIC800G	KTA 38-G2A	800	1000	730	913	178	6500	4200	1810	2470

LMIC1000G	KTA 38-G9	1000	1250	-	-	220	7820	4500	2100	2350
LMIC1100G	KTA 50-G3	1100	1375	1000	1250	245	8750	5100	2150	2460
LMIC1320G	KTA 50-G8	1320	1625	1100	1375	294	10200	5250	2250	2580
LMIC1320G	KTA50-GS8	1320	1650	1200	1500	345	12500	5350	2050	2470
LMIC1650G	QSK60-G3	1650	2063	1500	1875	414	17000	6350	2150	2750
LMIC1778G	QSK60-G4	1778	2223	1677	2096	137	18000	6400	2150	2750
LMIC1800G	QSK60-G11	1800	2250	1600	2000	472	18800	6500	2250	3050
LMIC2000G	QSK60-G13	2000	2500	1600	2000	523	20800	6500	2250	3050

备注：

发电机正常使用环境温度不超过 40°C，海拔不超过 1525 米。

常用功率：指充动负载式况下的连续运行功率，每 12 小时允许 1 小时超载 10%。

备用功率：指备用电源的瞬时最大功率在备用功率下使用，发动机无超负荷能力。

随着产品的不断更新和完善，以上内容可能会有变动，详细内容请参阅最新技术资料。

NOTE:

The normal working ambient temperature of the generator is not greater than 40°C and altitude is not greater than 1525m.

Prime power: The continuously working power under variable loading condition, overloading by 10% allowable for one hour in every 12 hours.

Standby power: The instantaneous maximum power are used under stand-by power at present the engine has no overloading cap ability.

The above contents may change with continuous updating and consummation of products. Detailed contents can be found in the latest technical data.

陆用发电机组



济南溯源进出口贸易有限公司
LMI INDUSTRIAL SUPPLY CO., LTD.

船用柴油发电机组

船用系列发电机组，机组选用康明斯公司制造的柴油机及马拉松公司生产的交流发电机，功率覆盖：24kW--2000kW。广泛运用于船舶、石油钻井平台、工作船等。本公司生产的产品经 CCS 型式认可，并可通过 BV、ABS 等船级社认证。

MARINE DIESEL GENSET

Marine genset series use diesel engines manufactgured by Cummins Company and AC generators manufactured by Marathon with power coverage of 24kW--2000kW. They find wide application in ships, oil drilling rigs, working ships and so forth. The products manufactured by our company are CCS certified and approved by classification societies such as BV and ABS.

船用发电机组（标准配置）

MARINE GENSETS(STANDARD DISPOSITION)

发电机组型号	柴油机型号	备用功率		常用功率		燃油消耗	机组净重	机组外形尺寸		
Generator Set Models	Diesel Engine Models	Standby power		Prime power		Fuel consumption	Net weight Genset	Dimension,Genset		
								长(mm)	宽(mm)	高(mm)
		KW	KVA	KW	KVA	L/h	kg	Length	Wide	high
LMIC40M	4BTA3.9-D(M)	44	56	40	50	10	1540	1700	800	1200
LMIC70M	6BT5.9-D(M)	77	96	70	88	18	1600	1700	800	1200
LMIC100M	6CT8.3-D(M)	110	138	100	125	26	1800	2310	820	1300
LMIC140M	6CTA8.3-D(M)	154	188	140	175	36	2000	2310	820	1300
LMIC200M	NTA855-D(M)	220	275	200	250	52	2500	2790	890	1777
LMIC250M	NTA855-D(M)	275	350	250	313	61	2580	2790	890	1777
LMIC300M	KTA19-D(M)	330	413	300	375	73	3300	3100	1266	1830
LMIC350M	KTA19-D(M)	385	481	350	438	85	3400	3100	1266	1830
LMIC400M	KTA19-D(M)	440	550	400	500	98	3700	3100	1266	1830
LMIC500M	KT38-D(M)	550	688	500	625	122	6600	4000	1850	2100
LMIC600M	KTA38-D(M)	660	826	600	750	147	7250	4100	1850	2100
LMIC800M	KTA38-D(M)	880	1100	800	1000	196	8300	4600	1950	2450

船用发电机组

特种电源发电机组

可生产静音型发电机组，车载式应急电站，防雨型发电机组，拖车式移动电站等产品。

SPECIAL POWER SUPPLY GENSET

We can produce silencing genset, emergency mobile power stations, waterproof genset, tow mobile power stations and so forth.

静音型发电机组（标准配置）

SILENCING GENSETS(STANDARD DISPOSITION)

发电机组型号	柴油机型号	备用功率		常用功率		燃油消耗	机组净重	机组外形尺寸		
Generator Set Models	Diesel Engine Models	Standby power		Prime power		Fuel consumption	Net weight Genset	Dimension,Genset		
								长(mm)	宽(mm)	高(mm)
		KW	KVA	KW	KVA	L/h	kg	Length	Wide	high
LMIC36GS	4BT3.9-G2	36	45	30	38	8	1300	2140	950	1370
LMIC50GS	4BTA3.9-G2	50	63	45	56	12	1420	2140	950	1370
LMIC75GS	6BT5.9-G2	75	94	68	85	17	1650	2690	950	1370
LMIC90GS	6BT5.9-G2	90	106	77	96	20	1700	2690	950	1370
LMIC100GS	6BTA5.9-G2	100	125	90	113	23	1753	2690	950	14370
LMIC120GS	6BTAA5.9-G2	120	150	100	125	26	1800	3000	1140	1500
LMIC160GS	6CTA8.3-G2	160	200	140	175	36	1854	3000	1140	1500
LMIC200GS	NT855-GA	200	250	180	225	41	1900	3980	1500	1750
LMIC280GS	NTA855-G1A	280	350	250	313	61	3150	3900	1500	1750
LMIC315GS	NTA855-G4	315	394	280	350	68	4620	3900	1500	1750
LMIC440GS	KTA19-G4	440	550	400	500	98	4980	4250	1700	2000
LMIC550GS	KTA19-G6A	550	688	500	625	122	5500	4750	200	1250
LMIC800GS	KTA38-G2A	800	1000	730	913	178	9800	5820	2800	2750

静音型发电机组

济南溯源进出口贸易有限公司
LMI INDUSTRIAL SUPPLY CO., LTD.

防雨型发电机组（标准配置）

WATER PROOF GENSETS(STANDARD DISPOSITION)

发电机组型号	柴油机型号	备用功率		常用功率		燃油消耗	机组净重	机组外形尺寸		
Generator Set Models	Diesel Engine Models	Standby power		Prime power		Fuel consumption	Net weight Genset	Dimension,Genset		
								长(mm)	宽(mm)	高(mm)
		kW	kVA	kW	kVA	L/h	kg	Length	Wide	high
LMIC36GF	4BT3.9-G2	36	45	30	38	8	1300	2100	940	1300
LMIC50GF	4BTA3.9-G2	50	63	45	56	12	1420	2100	940	1300
LMIC75GF	6BT5.9-G2	75	94	68	85	17	1650	2350	940	1300
LMIC90GF	6BT5.9-G2	90	106	77	96	20	1700	2350	940	1300
LMIC100GF	6BTA5.9-G2	100	125	90	113	23	1753	2350	940	1300
LMIC120GF	6BTAA5.9-G2	120	150	100	125	26	1800	2700	940	1500
LMIC160GF	6CTA8.3-G2	160	200	140	175	36	1854	2700	1140	1500
LMIC200GF	NT855-GA	200	250	180	225	41	1900	3300	1300	1750
LMIC280GF	NTA855-G1A	280	350	250	313	61	3150	3300	1300	1750
LMIC315GF	NTA855-G4	315	394	280	350	68	4620	3300	1300	1750
LMIC440GF	KTA19-G4	440	550	400	500	98	1986	3350	1500	1900
LMIC550GF	KTA19-G6A	550	688	500	625	122	5500	4750	2000	2350
LMIC800GF	KTA38-G2A	800	1000	730	913	178	9800	4300	2000	2250

防雨型发电机组

移动拖车发电机组（标准配置）

TOW MOBILE GENSET(STANDARD DISPOSITION)

发电机组型号	柴油机型号	备用功率		常用功率		燃油消耗	机组净重	机组外形尺寸		
Generator Set Models	Diesel Engine Models	Standby power		Prime power		Fuel consumption	Net weight Genset	Dimension,Genset		
								长(mm)	宽(mm)	高(mm)
		kW	kVA	kW	kVA	L/h	kg	Length	Wide	high
LMIC50GT	4BTA3.9-G2	50	63	45	56	12	2000	2500	950	1900
LMIC75GT	6BT5.9-G2	75	94	68	85	17	2200	3000	1050	2250
LMIC100GT	6BT5.9-G2	100	125	90	113	23	2450	3000	1080	2250
LMIC115GT	6BTAA5.9-G2	115	144	105	131	26	2500	3000	1080	2250
LMIC165GT	6CTAA8.3-G2	165	207	140	175	36	2600	3000	1080	2250
LMIC220GT	MTA11-G2A	220	175	200	250	52	3100	3300	1200	2450
LMIC280GT	NTA855-G1A	280	350	250	313	61	4000	3300	1200	2600
LMIC315GT	NTA855-G4	315	394	280	350	68	5230	3350	1200	2650
LMIC440GT	KTA19-G4	440	550	400	500	98	6000	3650	1300	2850
LMIC550GT	KTA19-G6A	550	688	500	625	122	6500	3650	1300	2900

移动拖车发电机组

济南溯源进出口贸易有限公司
LMI INDUSTRIAL SUPPLY CO., LTD.

智能自动柴油水泵机组

INTELLIGENT AUTOMATIC DIESEL ENGINE DRIVEN WATER PUMP UNITS

水泵机组（标准配置）

WATER PUNP UNITS(STANDARD DISPOSITION)

发电机组型号	柴油机型号	备用功率		常用功率		燃油消耗	机组净重	机组外形尺寸		
Generator Set Models	Diesel Engine Models	Standby power		Prime power		SFC	Net weight Genset	Dimension,Genset		
								长(mm)	宽(mm)	高(mm)
		kW	RPM	kW	RPM	g/kw/h	kg	Length	Wide	high
LMIC36P	4BT3.9-G2	36	1800	30	1800	8	1120	1900	250	1163
LMIC100P	6BTA5.9-G2	100	1800	90	1800	23	1500	2320	830	1270
LMIC220P	6LTA8.9-G2	200	1800	180	1800	46	1800	3300	1200	2500
LMIC200P	NTA855-P	200	1800	180	1800	46	2200	3150	990	1780
LMIC300P	KTA19-P	330	1800	300	1800	73	3000	3400	1200	1900
LMIC550P	KTA19-P	550	1800	500	1800	122	3460	3720	1450	1890
LMIC800P	KTA38-P	800	1800	730	1800	178	4500	4580	1670	2200

水泵机组

发电机组可选颜色

OPTIONAL COLORS FORLONGYER CENSET

颜色名称： Color name:	大红	驼灰	中黄	艳绿	酞青海蓝
颜色编号： Color No.:	11	89	20	68	44

天然气发电机组

天然气发电机组以清洁、廉价的可燃性气体为能源，其运行成本低、排放污染小，在如今全球提倡环保、节能的大环境下，天然气发电机组的大规模使用成为了一种趋势。我公司的天然气发电机组是以当今最前沿的燃气技术为基础，结合公司技术人员的智慧研制开发而成，代表了行业内的领先水平。

NATURAL GAS GEN-SETS

Natural gas gen-sets use clean, low price and combustible gas as fuel, have lower operation cost, lower pollution, beneficial to environment protection and economy on power source. So use natural gas as engine fuel of the gen-set is a tendency. The natural gas gen-sets manufactured by LMICompany are based advantage technique and combine the intelligence of technical staff and represent the oeading level in the gen-set trade.

机组特点

- 采用了稀薄燃烧技术，即加大空燃比，使过量的空气与天然气混合燃烧，提高了发动机的经济星和使用可靠性，降低了排气温度。
- 采用先进的霍尔点火传感器和高能点火系统，使点火更可靠，启动更容易。
- 采用文氏混合器，对天然气进气压力要求极低，一般的天燃气供气压力均可满足要求。
- 根据天然气发动机的特点优化了配气系统和燃烧室结构，燃烧经济性更高。
- 关键零部件选用进口产品，机组运行更可靠，维护成本低。
- 由于以气体为燃料，减少了积碳，从而减少了缸套及活塞的磨损，使发动机寿命更长。

Gen-set Characteristics

Use rare combustion technique, higher air and fuel ratio, make the mixed gas completely to burn. So it raises the economy and reliability of the engine and reduces exhaust gas temperature of the engine.

Use excellent sensors and high performance spark system, make the ignition of natural gas more reliable and engine starting easy.

Ausing air/gas ratio control **GIK** can offer suitable gas pressure. General city pipe gas pressure can easily meet the combustion requirement of the engine.

Based on characteristics requirement of the natural gas engine, the combustion chamber and intake and exhaust time of the engine have been improved. So engine operation cost gets better.

Using natural gas as fuel reduces carbon deposit in the cylinders and reduces the wear between cylinder liners, pistons and piston rings, makes the engine life-span much longer.

天然气发电机组参数

PARAMETERS OF THE NATURAL GAS ENGINE

	LMIQ220G	LMIQ300G	LMIQ600G	LMIQ800G
常用功率 Prime power(kW)	200	280	550	720
备用功率 Standby Power(kW)	220	300	600	800
额定电压 RatedVoltage(V)	400	400	400	400
额定频率 Frequency(Hz)	50	50	50	50

济南溯源进出口贸易有限公司
LMI INDUSTRIAL SUPPLY CO., LTD.

天然气消耗 Gas Consurmption of natural gas	0.3 m3/kWh	0.3 m3/kWh	0.3 m3/kWh	0.3 m3/kWh
缸数排列 Cylinder quantity/ arrangement	直列六缸 6 in line	直列六缸 6 in line	V 型 12 缸 12 V	V 型 16 缸 16 V
缸径 X 冲程 Bor and stroke	140 x 152 mm	159 x 159 mm	159 x 159 mm	159 x 159 mm
排量 Displacement	14 L	19 L	38 L	50 L
压缩比 Comprseeion ratio	10:1	10:1	10:1	10:1
进气方式 Intake air	增压、中冷 Boost and after-cooler	增压、中冷 Boost and after-cooler	增压、中冷 Boost and after-cooler	增压、中冷 Boost and after-cooler
冷却方式 Cooling mode	闭式水冷 Closed Water circulation	闭式水冷 Closed Water circulation	闭式水冷 Closed Water circulation	闭式水冷 Closed Water circulation
外形尺寸 Dimension(LxWxH)	3000x1150x1750	3300x1550x2100	4800x1900x2560	5500x2300x2600
机组重量 Dry weight of gen-set	2700 kg	3650 kg	6800 kg	11000 kg

混合燃料发电机组

混合燃料发电机组是以柴油和天然气混合作为燃料的发电机组，与天然气发电机组相比，取消了点为系统，依靠柴油压燃，结构更简单；与柴油发电机组相比，由于采用油、混合燃烧， 具备了天然气发电机组经济性高、污染小的特点。还可以比较简单的实现现有柴油发电机组燃气化的改造。

DUEL FUEL GEN-SETS

Duel fuel gen-sets are special gen-sets, the engine uses diesel full and natural gas as fuel. Comparing with natural gas engine, no need spark system,just relying on burning fuel to fire the mixed gas, simple construction; comparing with diesel fuel engine, has competitive economy and lower pollution, is suitable to innovation for existing diesel gen-set engines.

高压发电机组

高压发电机组是一种直接输出 3300V- 13800V 高压电的柴油发电机组。与普通柴油发电机组相比，在同等功率的情况下，通过提高输出电压，降低了输出电流。高压发电机组具有大容量、远距离输电、机房集中建设、可靠性强、配套配电系统简单等优点。是大型柴油发电站选型应用的趋势。

- 高压发电机组用作高压供电系统的备用电源时，因为发电机组输出电压与原供电系统电压一致，可直接接入供电系统，省去了升压配电设备的投资
- 由于输出电流低，在动力传输过程中功率损失小，更适合远距离传输，便于集中建设机房，向各个分散的负载点供电。
- 由于输出电流低，在多台机组并联运行进，更加安全可靠。
- 我公司生产的高压发电机组，选用马拉松、英格等著名品牌的高压发电机，性能安全可靠。

HIGH VOLTAGE ENGINE

High voltage engine is a power supply equipment output 3300V-13800V voltage power directly.Comparing with general gen-set, under the same power, lower the delivery current. High voltage genn-sets have the special such advantage as high capacity, long distance electricity transmission,centralized equipment room construction, igh reliability, simple matching and distribution of electronic systems and so on.

When use high voltage gen-set as a standby power,because of the same output voltage as main power system, it can be directly connected to themain power supply system, save investment cost of equipments required in voltage raising system.

Because of low output current, power loss is reduced during electricity transmission. It is better suits to long distance transmission of electricity, easier to centralize equipmen room and load distribution for different locations.

Because of low current output, during synchronization operation condition of many gen-sets, it can be more safe and reliable.

The high voltage gen-sets manufactured by LMI use high voltage generators supplied by Shanghai marathon and Wuxi Stamford, that have good performance and reliability.

发电机组控制系统

CENSET CONTROL SYSTEM

LMIK641CC 型智能自启动控制系统

LMIK641CC Self-Startup control system

LMIK641CC 型控制器集成了数字化、智能化、网络化等技术，以微处理器为核心，系统采用大屏幕，具有中英文菜单选择，LCD 显示面板及 LED 指示灯，使用户在操作过程中时刻能得到系统的支持，操作非常简便。

显示功能：LCD 显示发电机输出的三相电压、电流、频率及发动机转速、油压、水温、直流电源电压和运行时间。

保护功能：发动机超速报警停机，低油压、高水温报警停机，启动失败，紧急停机，充电机故障报警。

报警功能：系统具有报警和自诊断功能， 并采用面板内独特的“报警点亮”LED 显示技术，仅在发电机组出现故障时，LED 点亮简单易懂的“报警图形”便于操作者找出故障。

通讯功能：可选配 RS485 或 RS232 通讯口，实现远程监控，或与 PC 通讯，完全实现遥信、遥测、遥控功能，可读出和设置控制器的运行参数。

LmiK641CC controllers integrate digital, intellectual networking and other techniques. They are microprocessor-cored with large screen for system, English menu, LCD display panel and LED indicator lamps. Users are offered systematic support at any time during operation.The operation is very simple.

Display function:LCD displays the generator output, including three-phase voltage, current, frequency, engine speed, oil pressure, water temperature,DC power supply voltage and running time.

Protection function:Alarm and shutdown for over-speed of engine, low oil pressure, high water temperature alarm and shutdown, start failure, emergency shutdown,and charger malfunction alarm.

Alarm function:The system has alarm and self-diagnosis functions.It uses special panel:alarm light-up” LED indication technique; LED only lights up simple and understandable”alarm picture” when the genset malfunctions to facilitate operators to find out the malfunction.

Communication function: Provision with RS485 or RS232 communication port can realize remote monitor or communication with PC can fully realize remote signaling, telemetry, remote control and read out and set running parameter of controller.

计算机直接连线控制（示意图）
Computer direct on-line control(schematic drawing)

济南溯源进出口贸易有限公司
LMI INDUSTRIAL SUPPLY CO., LTD.

LMIK5110 型自启动控制系统

LMIK5110 Self-Startup control system

LMIK5110 型控制器，采用高性能的计算机芯片，可修改发电机组的控制程序和保护参数，它集测量、控制保护、自启动等众多功能为一体。

显示功能：LCD 显示发电机输出的三相电压、电流、频率及发动机转速、油压、水温、直流电源电压和运行时间。

保护功能：发动机超速报警停机，低油压、高水温报警停机，启动失败，紧急停机，充电机故障报警。

报警功能：系统具有报警和系统自诊断功能，并采用面板内“报警点亮”LED 显示技术，仅在发电机组出现故障时，LED 点亮简单易懂的“报警图形”便于操作者找出故障。

LMIK5110 controllers use high performance computer chips. They can modify control program and protection parameters of the generator. They integrate measurement, control, protection, auto-start and other functions.

Display function:LCDdiplays the generator output, including three-;hase voltage, current, frequency, engine speed, oil pressure, water temperature,DC power sourie voltage and running time.

Protection function: The system has alarm and self-diagnosis functions. It uses panel”alarm light-up” Led indication technique; LED only lights up simple and understandable “larm picture” When the genset malfunctions to facilitate operators to find out the malfunction.

LMIK501 型控制系统

LMIK501 control system

LMIK501 型控制系统，适用于单台柴油发电机组控制及检测，控制箱采用直感表显示，钥匙开关启动。该系统便于操作者更直观的观察机组运行状况，操作简单，运行可靠。

LMIK501 control system is applicable to control and inspection of single diesel genset. Control box is provided with analog meter for display and started by key stitch. This system provides more visual observation of running status of the unit with easy operation and reliable running.

基本配置

- 一个交流电流表
- 一个电流选择开关
- 一个交流电压表
- 一个相位选择开关
- 一个频率表
- 一个计时器
- 一个蓄电池电压表
- 一个机油油压表
- 一个水温表
- 操作控制器

Basic configuration:

One AC ammeter
One current selection switch
One AC voltmeter
One phase selection switch
One cymometer
One timer
One alternator voltmeter
One machine oil manometer
One water thermometer
Operatin controller

保护功能：发电机超速报警停机，低油压、高水温报警停机，启动失败紧急停机，充电故障报警等功能。

Protection function:Alarm and shutdown for over-speed of generator, low oil pressure, hige water temperature alarm and shutdown, start failure, emergency shutdown, charging malfunction alarm and other functions.

并联控制系统

SYNCHRONOUS CONTROL SYSTEM

并联方式

- 手 动 并 联：采用手动并联，手动解列。
- 半自动并联 ：自动并联，手动分配负载，手动解列。
- 全自动并联 ：自动并联，自动分配负载，自动解列，自动起停机。

Synchronization

Manual synchronization: the usr of manual synchronization disconnection.

Semi automatic synchronization: automatic synchronization, manually assigned load, manual disconnection.

Automatic synchronization: automatic synchronization, automatic load distribution, automatic disconnection, automatic shutdown.

性能特点

- 柴油发电机组并联柜主要并联元器件采用进口/国产知名品牌元件。
- 适用于两台或两台以上不同功率或相同功率的柴油发电机组并联组成备用电站。
- 全自动并联柜具有结构简单，可避免误操作，可靠性高等优点。
- 并联柜具有自动分配负载、均衡运行时间、集中控制等功能，满足用户不同的需求。
- 并联柜有开放的通讯接口，支持 RS232C、CAN 总线及 MODUS 通讯协议。

Performance characteristics

China LMI diesel generator synchronization cabinet mainly synchronous components imported / domestic brand element.

Applied to two or more than two different power or the same power diesel generators to be compo sed into a standby power station.

Automatic parallel cabinet has the advantages of simple structure, can avoid the error operation, high reliability.

Synchronization cabinet with automatic load distribution, equilibrium running time, centralized control and other functions, to meet the needs of different users.

Synchronization cabinet having open communication interface, support RS232C, CAN bus and MODUS communication protocol.

济南溯源进出口贸易有限公司
LMI INDUSTRIAL SUPPLY CO., LTD.

双电源自动切换柜

AUTOMATIC TRANSFFR SWITCHES(ATS)

双电源自动切换柜（简称 ATS 柜）主要用于主电源和应急电源之间的自动切换，它与自起动柴油发电机组一起组成了自动应急供电系统，可以在主电源停电后将应急照明、保安电源、消防设备等负载切换到发电机组上，是医院、银行、电信、机场、电台、宾馆及工厂企业等应急供电系统中不可缺少的电力设施。

性能特点

- ATS 柜选用进口/国产知名品牌元件，采用标准 GGD 柜体，品质优良，性能可靠
- 切换柜具备 I-O-II 三个位置，便于电路检修。
- 切换柜具备三重互锁安全结构，使用更安全可靠，可带载切换，备有旋转式手柄，提供快捷手动操作。

Automatic transfer switches(ATS) of two different powers is mainly used to switch over between main and emergency power. It is combined with auto-start gen-set system and consisted into an automatic emergency power supply system, the emergent light, safeguarding, fire equipments and so on load can be automatically connected to the gen-set, when the main power supply interrupted or electricity supply quality can not meet the loading requirement. That is a essential emergency power supply equipment for hospitals, bands, telecommunication, airports, broabcasting stations, hotels, plants and enterprises and so on.

Performance chararcteristics:

ATS cabinets choose imported parts and components as their element, use standard GGD cabinet box, have excellent quality and reliable performance.

The transfer switches cabinets have I-O-II three locations, convenient for circuit inspection and equipment repair.

The transfer switches cabinets have 3 sets of interlock safety equipments, convenient for safe, switching under load; rotary handle is convenient for quick manual operation.

天然气发动机

Gas Engine

参数 Parameters

额定功率：28KW - 850KW　　**Power Range:** 28KW - 850KW

转　　速：1500 或 1800rpm　　**RPM** : 1500 或 1800rpm

进气方式：增压中冷或增压空空中冷　　**Aspiration** :Turbocharged; Air-after-cooling

特点 Characteristic

- 水冷增压器或湿式排气管，有效降低排温；
- 凸轮轴、活塞、缸盖、进排气等性能部件按照天然气重新设计制作，提高效率、延长寿命、减少排放；
- 配备放气阀、防爆阀、阻火器、排温传感器有效保护发动机；
- 宽域氧传感器、进气量、排温等闭环燃气控制，实现稀薄燃烧，节约燃料；
- 采用位置反馈集成式燃气控制阀，响应快、精度高；
- 高能多次点火、天然气专用火花塞确保功率最大化；
- 大扭矩电子调速系统，反应快、稳定性高；

- Water cooled turbocharger and wet exhaust pipe lower the engine exhaust temperature effectively;
- According to the characteristic of the natural gas, some functional components like camshaft, piston, cylinder, intake and outtake pipe are innovated to prolong the engine service life and improve its performance;
- Install gas discharge valve, anti-explosion valve, fire back arrestor, exhaust temperature sensor to protect the engine;
- Install oxygen sensor, MAP sensor, water-temp and exhausting-temp sensor etc to fulfill close-loop gas control which can achieves lean burn and fuel saving;
- The position feedback integrated gas controlling valve is featured with fast response, high accuracy;
- High-energy multi-time ignition and specialized gas piston can improve the burning efficiency;
- Large-torque electronic governing system owns fast reaction, high stability;

发动机型号释义 Engine Model Definition

LMI R T AA 38 - G 01 C

C	原发动机品牌代	Engine Brand
01	设计序列	Serial Number
G	陆用发电	Generating
38	排量	Displacement
AA	空空中冷	Air-after-cooling
T	增压	Turbocharged
R	燃气发动	Gas Engine
LMI	品牌	Brand

适用燃料：天然气、页岩气、垃圾填埋气、沼气、煤层气；　**Fuel** ：Natural Gas, Shale Gas, Landfill Gas, Biogas, Coal bed Methane;

用　　途：发电机组、消耗、压缩机等工程机械动力；　**Usage** ：Gen-sets, water pump units, Air compressor and etc;

发动机型号 Engine model	型式 Type	缸径 X 冲程（mm) BoreXStroke(mm)	排量(L) Displacement(L)	燃气控制方式 Gas Control Mode	额定功率（Kw) Rated Power（Kw)
LMIR3.9-G01C	L4	102*20	3.9	电控多点预混合 Electronic Control;Multi Mixer	30
LMIRTAA3.9-G01C	L4	102*20	3.9	电控多点预混合 Electronic Control;Multi Mixer	48
LMIRTAA3.9-G02C	L4	102*20	3.9	电控多点预混合 Electronic Control;Multi Mixer	60
LMIRTAA5.9-G01C	L6	102*20	5.9	电控多点预混合 Electronic Control;Multi Mixer	80
LMIRTAA5.9-G02C	L6	102*20	5.9	电控多点预混合 Electronic Control;Multi Mixer	105
LMIRTAA8.3-G01C	L6	114*35	8.3	电控多点预混合 Electronic Control:Multi Mixer	118
LMIRTAA8.3-G02C	L6	114*35	8.3	电控多点预混合 Electronic Control;Multi Mixer	140
LMIRTAA8.3-G03C	L6	114*35	8.3	电控多点预混合 Electronic Control:Multi Mixer	165
LMIRTAA8.9-G01C	L6	114*45	8.9	电控多点预混合 Electronic Control;Multi Mixer	190
LMIRTAA8.9-G02C	L6	114*45	8.9	电控多点预混合 Electronic Control;Multi Mixer	210
LMIRTAA14-G01C	L6	140*52	14	电控多点预混合 Electronic Control;Multi Mixer	230
LMIRTAA14-G02C	L6	140*52	14	电控多点预混合 Electronic Control;Multi Mixer	290
LMIRTAA19-G01C	L6	159*59	19	电控多点预混合 Electronic Control;Multi Mixer	350
LMIRTAA19-G02C	L6	159*59	19	电控多点预混合 Electronic Control:Multi Mixer	410
LMIRTAA38-G01C	L12	159*59	38	电控多点预混合 Electronic Control;Multi Mixer	600
LMIRTAA38-G02C	L12	159*59	38	电控多点预混合 Electronic Control:Multi Mixer	700
LMIRTAA50-G01C	L12	159*59	50	电控多点预混合 Electronic Control:Multi Mixer	850

◆可提供 1800RPM 发动机；
◆所标功率均按照此条件标定：环境温度 25℃，大气压 101kPa,相对湿度为 30%；
◆所标功率均采用标准天然气作为燃料；
◆天然气：高位发热量>31.4MJ/M^3；二氧化碳≤3.0%；总硫≤200mg/m^3;
◆详细参数请参考对应发动机技术参数表。
◆1800RPM engine is also available;
◆All ratings are defined under ambient temperature 25℃，101kPa,relative humidity30%
◆All ratings are tested by taking natural gas as the fuel;
◆Natural gas: gross calorific value>31.4MJ/M^3；CO_2≤3.0%；total sulfur≤200mg/m^3;

燃气发电机组系列

Gas Generator Sets



参数 Parameters

额定功率： 25KW - 750KW
频　　率： 50/60HZ
类　　型： 标准型、静音型、防雨型、移动型

Power Range: 25KW - 750KW
Frequency : 50HZ or 60HZ
Type : General, Soundproof, Rainproof, Mobile

特点 Characteristic

发动机

- 水冷增压器或湿式排气管，有效降低排温；
- 凸轮轴、活塞、缸盖、进排气等性能部件按照天然气特性设计制作，提高质量、延长寿命；
- 放气阀、防爆阀、阻火器、排温传感器等有效保护发动机；
- 采用宽域氧传感器、进气压力、水温、排温等闭环燃气控制，对不同燃气、海拔、环境温度自动修正；
- 高能多次点火、然气专用火花塞提高燃烧效率
- 位置反馈集成式燃气控制阀，响应快、精度高；
- 大扭矩电子调速系统，反应快、稳定性高；

机组

- 配用世界著名品牌马拉松、斯坦福等无刷发电机，性能可靠、质量保证；
- 机组设计独特，结构先进，噪音、振动小；
- 配备燃气泄漏检测仪，确保机组正常运行和人身安全；
- 燃气管道采用防腐材料，长期可靠；
- 气源压力：3Kpa - 20Mpa

Engine

- Water cooled turbocharger and wet exhaust pipe lower the engine exhaust temperature effectively;
- According to the characteristic of the natural gas, some functional components like camshaft, piston, cylinder, intake and outtake pipe are innovated to prolong the engine service life and improve its performance;
- Install gas discharge valve, anti-explosion valve, fire back arrestor, exhaust temperature sensor to protect the engine;
- Install oxygen sensor, MAP sensor, water-temp and exhausting-temp sensor etc to fulfill close-loop gas control which can achieves lean burn and fuel saving;
- High-energy multi-time ignition and specialized gas piston can improve the burning efficiency;
- The position feedback integrated gas controlling valve is featured with fast response, high accuracy;
- Large-torque electronic governing system owns fast reaction, high stability;

Gen-Sets

- Couple with the world-famous alternator like Stamford, Marathon and etc which guarantees the quality of the gen-sets;
- Unique design and advanced structure which can reduce noise and vibration effectively;
- Equipped with gas leak detect alarm device, it can ensure the normal operation of the gen-sets and the safety of the on-site personnel;
- The gas pipes painted with anti-rust material prolong their service life;
- Gas pressure for engine running:3Kpa - 20Mpa

济南溯源进出口贸易有限公司
LMI INDUSTRIAL SUPPLY CO., LTD.

燃气发电机组型号释义 Gas Gensets Model Definition

LMI Q 500 G

- G — 陆用发电 Generating
- 500 — 额定功率 Rated Power
- Q — 燃气发动机 Gas Engine
- LMI — 品牌 Brand

适用燃料： 天燃气、页岩气、垃圾填埋气、沼气、煤层气；
用　　途： 陆用、船舶等电力设备；
Fuel :Natural Gas, Shale Gas, Landfill Gas, Biogas, Coal bed Methane;
Usage: Gensets and Marine Gensets;

机组型号 Genset Model	发动机型号 Engine Model	常用功率 Prime Power		天然气消耗率（m3/kw•h） Gas Consumption m3/kw•h	外形尺寸 Dimension 长*宽*高（mm） L*W*H(mm)	净重（KG） Net Weight(kg)
		KW	KVA			
LMIQ25G	LMIR3.9-G01C	25	310	0.33	1650*700*1200	600
LMIQ40G	LMIRTAA3.9-G01C	40	50	0.32	1750*730*1300	780
LMIQ50G	LMIRTAA3.9-G02C	50	63	0.3	1750*730*1300	800
LMIQ70G	LMIRTAA5.9-G01C	70	88	0.32	2300*810*1400	1000
LMIQ90G	LMIRTAA5.9-G02C	90	113	0.3	2300*810*1400	1030
LMIQ100G	LMIRTAA8.3-G01C	100	125	0.33	2400*980*1450	1400
LMIQ120G	LMIRTAA8.3-G02C	120	150	0.32	2400*980*1450	1450
LMIQ140G	LMIRTAA8.3-G03C	140	175	0.31	2400*980*1450	1480
LMIQ160G	LMIRTAA8.9-G01C	160	200	0.3	2500*980*1600	1600
LMIQ180G	LMIRTAA8.9-G02C	180	225	0.3	2500*980*1600	1630
LMIQ200G	LMIRTAA 14-G01C	200	250	0.35	3250*1280*1850	2650
LMIQ250G	LMIRTAA 14-G02C	250	313	0.32	3250*1280*1850	2680
LMIQ300G	LMIRTAA 19-G01C	300	375	0.35	3400*1880*2250	3700
LMIQ350G	LMIRTAA 19-G02C	350	438	0.32	3400*1880*2250	3760
LMIQ500G	LMIRTAA 38-G01C	500	625	0.32	4600*1940*2740	6100
LMIQ600G	LMIRTAA 38-G02C	600	750	0.32	4600*1940*2740	6300
LMIQ750G	LMILYRTAA 50-G01C	750	938	0.32	5300*2340*2750	8500

◆可提供 60HZ/1800RPM 机组；
◆所标功率为采用标准天然气作为机组燃料；
◆天然气：高位发热量>31.4MJ/M^3；二氧化碳≤3.0%；总硫≤200mg/m^3;
◆详细参数请参考对应燃气发电机组参数表。
◆60HZ/1800RPM Genset are also avaliable;
◆The above ratings are tested by taking natural gas as the fuel;
◆Natural gas: gross calorific value>31.4MJ/M^3；CO_2≤3.0%；total sulfur≤200mg/m^3;
◆For detailed information, please refer to the engine technical data sheet.

双燃料发电机组系列

Dual-Fuel Generator Sets

参数 Parameters

额定功率：200KW - 1800KW
频　　率：50/60HZ
类　　型：标准型、静音型、防雨型、移动型

Power Range:200KW - 1800KW
Frequency　: 50HZ or 60HZ
Type　　: General, Soundproof, Rainproof, Mobile

特点 Characteristic

- 配用世界著名品牌马拉松、斯坦福等无刷发电机，性能可靠、质量保证；
- 燃油替代率好、经济性能高，维护成本和使用成本低；
- 混燃系统采用闭环控制，排温和排放均好于发动机柴油运行状态；
- 柴油模式与混燃模式自由更换，系统自动控制进入混燃状态；
- 配备燃气泄漏检测仪，确保机组正常运行和人身安全；
- 燃气供气系统配备防爆、阻火装置，安全可靠；
- 燃气管道采用防腐材料，长期可靠；
- 适用 CNG、LNG、NG 等燃料；
- 可适用气源压力 3Kpa - 20Mpa，运用广泛；

•Couple with the world-famous alternator like Stamford, Marathon and etc which guarantees the quality of the generator sets;
•High substitution rate, low maintenance and operating cost;
•Mixed fuel combustion system adopts closed-loop control, its exhaust-temp and emission is better than disel engine;
•Diesel fuel running mode and dual-fuel running mode are automatically switched;
•Equipped with gas leak detector, ensures the normal operation of the engine and the safety of the on-site personnel;
•Gas supplying system equipped with anti-explosion and fire arrestor device, makes the equipment more safe and reliable;
•The gas pipe painted with anti-rust material prolong its service life;
•Available for fuel like CNG、LNG、NG and etc;
•Suitable for the gas pressure ranging from 3Kpa - 20Mpa;

济南溯源进出口贸易有限公司
LMI INDUSTRIAL SUPPLY CO., LTD.

双燃料发电机组型号释义 Gas Gensets Model Definition

LMI H 500 G

- G — 陆用发电 Generating
- 500 — 额定功率 Rated Power
- H — 柴油/天然气双燃料发动机 Diesel/Gas dual-fuel generator sets
- LMI — 品牌 Brand

适用燃料：天燃气/柴油
用　　途：陆用、船舶等电力设备；
Fuel　: Natural Gas/Diesel;
Usage: Gen-sets,marine gensets and etc;

机组型号 Genset Model	发动机型号 Engine Model	备用功率 Standby Power		常用功率 Prime Power		替代率 Substitution rate	外形尺寸 Dimension 长*宽*高（mm) L*W*H(mm)	净重（KG） Net Weight(kg)
		KW	KVA	KW	KVA			
LMIH100G	LMIA5.9-G2C	100	125	90	113	45%	2250*790*1220	1080
LMIH160G	LMIA8.3-G2C	160	200	140	175	45%	2350*840*1390	1540
LMIH200G	LMIAA8.9-G2C	200	250	180	225	45%	2500*950*1520	1660
LMIH280G	LMIA14-G2C	280	350	250	313	40%	2900*1000*1750	2550
LMIH330G	LMIA19-G2C	330	413	300	375	40%	3200*1250*2000	3400
LMIH450G	LMIA19-G4C	450	563	400	500	40%	3200*1250*2000	3500
LMIH660G	LMIA38-G2C	660	838	600	750	40%	4200*1810*2470	6230
LMIH1100G	LMIA50-G3C	1100	1375	1000	1250	40%	5100*2150*2460	8820
LMIH1650G	LMIA60-G3C	1650	2063	1500	1875	45%	6350*2150*2750	17100

◆可提供 60HZ/1800RPM 机组；
◆所标功率为采用标准天然气作为机组燃料；
◆天然气：高位发热量>31.4MJ/M^3；二氧化碳≤3.0%；总硫≤200mg/m^3;
◆详细参数请参考对应燃气发电机组参数表。
◆60HZ/1800RPM Genset are also avaliable;
◆The above ratings are tested by taking natural gas as the fuel;
◆Natural gas: gross calorific value>31.4MJ/M^3；CO_2≤3.0%；total sulfur≤200mg/m^3;
◆For detailed information, please refer to the engine technical data sheet.

专用部件

SPECIALIZED COMPONENT

先进燃气发动机控制单元：
支持 4、6、8 缸高能独立点火；
支持 L 型、V 型燃气闭环精确控制；
水温、排温、进气温度有效保护发动机；
发动机转速闭环调整；

Advanced Gas Engine ECU
Support 4、6、8cylinder engines with independent high-energy and multi-time ignition;
For L-type and V-type engine, it can fullfill gas fuel closed-loop control accurately;
Monitor and control the water-temp, exhaust-temp and air-intake temp of engine to protect it effectively;
Support engine speed control by using closed-loop control;

燃气专用凸轮轴：
根据燃气发协机特性重新设计；
有效降低排温、改善排放；
有效避免回火、放炮等不正常燃烧；
提高发动机的使用寿命；

Specialized camshaft
Choose new material and innovate engine intake and outlet cam configuration;
Effectively reduce engine exhaust temperature;
Avoid backfire and detonation in intake and exhaust manifold or other abnormal combustion in cylinders;
Prolong the lifetime of the gas engine;

多缸点火单元：
支持 12、16、20 多缸高能独立点火；
点火能量、电压自动调整；
满足稀薄燃烧的点火能量；

Ignition ECU
Allow independent high-power multi-time ignition up to 12、16、20 cylinder engines;
Ignition voltage is adjustable;
Supply the ignition power of lean burning;

燃气专用火塞：
压缩比 9-11：1；
适应不同气体成分，有效避免爆震；
确保发动机最佳功率；
表面特殊处理，抗击高温，减小摩擦；

Specialized Piston
Compression Ration 9 - 11:1;
Suitable for different composition of gas,avoiding detonation effectively;
Ensure optimal power of the engine;
Special treatment and painting for the piston top surface to stand high temperature and reduce friction;

济南溯源进出口贸易有限公司
LMI INDUSTRIAL SUPPLY CO., LTD.

节气门执行器：
扭矩大，稳定，反应快；
带位置反馈传感器，控制精确；

Throttle actuator
Large torque, reliable, quick reaction;
Accurate control with position feedback sensor;

燃气专用缸盖：
重新选材生产的燃气缸盖；
冷却效果佳，热负荷能力强；
有效保护火花塞；

Specialized cylinder head assy
Select better material according to the feature of gas engine;
Good cooling effect for spark and conductor, high thermal bearing capacity;
Protect piston effectively;

空燃比控制阀：
电压信号控制，稳定，反应快；
带位置反馈，控制精确，不错位；

Air gas combustion ration controlling valve
Voltage signal control, stable and sensitive;
Accurate control with position feedback sensor;

湿式排气歧管：
根据发动机排气效果，重新设计；
功率损失小；
降低排温；

Water-cooling exhaust manifold
Design its structure according to the exhausting performance of the engine;
Low engine power loss;
Lower engine exhaust temperature;

LMI 动力

LMI POWER

LMI 95/100/102 系列柴油机

95/100/102 Series diesel engine

K4100ZD 技术参数

TECHNICAL SPECIFICATION

型号 Model----------K4100ZD
进气方式 Intake Type----------涡轮增压 Turbocharge
标定功率(KW)Rated power----------41
标定转速(r/min)----------1500
Rated speed
燃油消耗（g/kw.h)----------≤258
Fuel consumption
用途 Application----------发电机组 Genset

K4100Y4 技术参数

TECHNICAL SPECIFICATION

型号 Model----------K4100Y4
进气方式 Intake Type----------自然吸气 Natural aspirated
标定功率(KW)Rated power----------44
标定转速(r/min)----------2200
Rated speed
燃油消耗（g/kw.h)----------≤258
Fuel consumption
用途 Application----------工程机械 Constuction machinery

ZH4102P4 技术参数

TECHNICAL SPECIFICATION

型号 Model----------ZH4100P4
进气方式 Intake Type----------自然吸气 Natural aspirated
标定功率(KW)Rated power----------44
标定转速(r/min)----------2000
Rated speed
燃油消耗（g/kw.h)----------≤258
Fuel consumption
用途 Application----------水泥灌车 Cement tanker

K4100ZG-22 技术参数

TECHNICAL SPECIFICATION

型号 Model----------K4100ZG-22
进气方式 Intake Type----------涡轮增压 Turbocharge
标定功率(KW)Rated power----------50
标定转速(r/min)----------2200
Rated speed
燃油消耗（g/kw.h)----------≤258
Fuel consumption
用途 Application----------空压机动力 Air Compressor power

LMI 95/100/102 系列柴油机主要技术参数

Main technical parameters of LMI95/100/102 diesel engine

型号 Model	气缸数-缸径 X 行程 Number of cylinders- Bore X stroke(mm)	进气方式 Intake Type	标定功率/转速 Rated power/speed (KW/r/min)	最低燃油耗 Fuel consumption g/kw.h	净质量 Net weight (kg)	用途 Application
295D	2-95 X 115	自然吸气 Natural aspirated	13.2/1500	263	340	发电机组 Genset
2100D	2-100 X 115		15/1500	263	350	
495D	4-95 X 115		26.5/1500	258	380	
495ZD		涡轮增压 Turbocharge	36/1500	258	390	
K4100D	4-100 X 115	自然吸气 Natural aspirated	30.1/1500	258	380	
K4100ZD		涡轮增压 Turbocharge	41/1500	258	390	
K4102D	4-102 X 115	自然吸气 Natural aspirated	33/1500	258	380	
K4102ZD		涡轮增压 Turbocharge	43/1500	258	390	
ZH4105ZD	4-105 X 115		54/1500	258	415	
295D1	2-95 X 115	自然吸气 Natural aspirated	16/1800	263	340	
2100D1	2-100 X 115		18/1800	263	350	
495D1	4-95 X 115		30/1800	258	380	
K4100D1	4-100 X 115		36/1800	258	390	
2100P	2-100 X 115		20/2000	263	425	固定动力带离合器 Stationary work With clutch
ZH495P	4-95 X 115		35.2/2000	258	455	
ZH4100P	4-100 X 115		39/2000	258	465	
ZH4102P	4-102 X 115		44/2000	258	465	
ZH4100P4	4-100 X 115		39/2000	258	515	水泥罐车 Cement tanker
ZH4102P4	4-102 X 115		44/2000	258	515	
K4100G-20	4-100 X 115		36/2000	258	480	空压机动力 Air compressor power
K4100ZG-22	4-100 X 115	涡轮增压 Turbocharge	50/2200	258	190	
ZH4100Y	4-100 X 115	自然吸气 Natural aspirated	39/2000	258	460	工程机械 Construction Machinery
ZH4100Y4	4-100 X 115		44/2200	258	460	
495C1	4-95 X 115		24/1500	251	330	船用主机辅机 Auxiliary or Main marine engine
K4100C	4-100 X 115		28/1500	251	340	
495CD	4-95 X 115		26.5/1500	251	330	
K4100CD	4-100 X 115		30.1/1500	251	340	

LMI R 4105 系列柴油机
R 4105 Series diesel engine

R4105ZD 技术参数
TECHNICAL SPECIFICATION

型号 Model----------R4105ZD
进气方式 Intake Type----------涡轮增压 Turbocharge
标定功率(KW)Rated power----------56
标定转速(r/min)----------1500
Rated speed
燃油消耗（g/kw.h)----------≤239
Fuel consumption
用途 Application----------发电机组 Genset

R4105ZP 技术参数
TECHNICAL SPECIFICATION

型号 Model----------R4105ZP
进气方式 Intake Type----------涡轮增压 Turbocharge
标定功率(KW)Rated power----------70
标定转速(r/min)----------2000
Rated speed
燃油消耗（g/kw.h)----------≤239
Fuel consumption
用途 Application----------固定动力 Stationary work





R4105ZG-22 技术参数
TECHNICAL SPECIFICATION

型号 Model----------R4105ZG-22
进气方式 Intake Type----------涡轮增压 Turbocharge
标定功率(KW)Rated power----------68
标定转速(r/min)----------2200
Rated speed
燃油消耗（g/kw.h)----------≤239
Fuel consumption
用途 Application----------空压机动力 Air Compressor power

济南溯源进出口贸易有限公司
LMI INDUSTRIAL SUPPLY CO., LTD.

LMI R 4105 系列柴油机主要技术参数
Main technical parameters of HT 4105 diesel engine

型号 Model	气缸数-缸径 X 行程 Number of cylinders- Bore X stroke(mm)	进气方式 Intake Type	标定功率/转速 Rated power/speed (KW/r/min)	最低燃油耗 Fuel consumption g/kw.h	净质量 Net weight (kg)	用途 Application
R4105D1	4-105 X 125	自然吸气 Natural aspirated	42/1500	231	420	发电机组 Genset
R4105ZD1		涡轮增压 Turbocharge	56/1500	239	435	
R4105AZD	4-105 X 130		60/1500	239	435	
R4105AZLD		增压中冷 Turbocharge and intercooled	66/1500	239	460	
R4105D2	4-105 X 125	自然吸气 Natural aspirated	46/1800	231	420	
R4105ZD2		涡轮增压 Turbocharge	67/1800	239	435	
R4105P		自然吸气 Natural aspirated	52/2000	239	495	固定动力 带离合器 Stationary work With clutch
R4105ZP		涡轮增压 Turbocharge	70/2000	239	510	
R4105G-20		自然吸气 Natural aspirated	48/2000	239	540	
R4105AG-20	4-105 X 130		50/2000	239	540	
R4105ZG-20	4-105 X 125	涡轮增压 Turbocharge	66/2000	239	550	空压机动力 Air compressor power
R4105ZG-22			68/2200	239	550	
R4105AZG-20	4-105 X 130		70/2000	239	550	
R4105C	4-105 X 125	自然吸气 Natural aspirated	36/1500	239	450	船用主机辅机 Auxiliary or Main marine engine
R4105ZC		涡轮增压 Turbocharge	48/1500	239	460	
R4105CD		自然吸气 Natural aspirated	38/1500	239	450	
R4105ZCD		涡轮增压 Turbocharge	52/1500	239	460	

LMI R 6105 系列柴油机
R 6105 Series diesel engine



R6105AZLD 技术参数
TECHNICAL SPECIFICATION

型号 Model----------R6105AZLD
进气方式 Intake Type----------增压中冷 Turbocharge and intercooled
标定功率(KW)Rated power----------110
标定转速(r/min)----------1500
Rated speed
燃油消耗（g/kw.h)----------≤224
Fuel consumption
用途 Application----------发电机组 Genset100KW

R6105ZP 技术参数
TECHNICAL SPECIFICATION

型号 Model----------R6105ZP
进气方式 Intake Type----------涡轮增压 Turbocharge
标定功率(KW)Rated power----------105
标定转速(r/min)----------2000
Rated speed
燃油消耗（g/kw.h)----------≤239
Fuel consumption
用途 Application----------固定动力 Stationary work



济南溯源进出口贸易有限公司
LMI INDUSTRIAL SUPPLY CO., LTD.

LMI R 6105 系列柴油机主要技术参数
Main technical parameters of LMI R 6105 diesel engine

型号 Model	气缸数-缸径 X 行程 Number of cylinders- Bore X stroke(mm)	进气方式 Intake Type	标定功率/转速 Rated power/speed (KW/r/min)	最低燃油耗 Fuel consumption g/kw.h	净质量 Net weight (kg)	用途 Application
R6105D1	6-105 X125	自然吸气 Natural aspirated	58/1500	231	525	发电机组 Genset
R6105ZD1		涡轮增压 Turbocharge	84/1500	231	570	
R6105AZD	6-105 X130		90/1500	231	575	
R6105ZLD	6-105 X125	增压中冷 Turbocharge and intercooled	100/1500	224	595	
R6105AZLD	6-105 X130		110/1500	224	600	
R6105IZLD	6-105 X125		132/1500	224	610	
R6105D2	6-105 X125	自然吸气 Natural aspirated	68/1800	231	525	
R6105ZD2		涡轮增压 Turbocharge	94/1800	231	570	
R6105P		自然吸气 Natural aspirated	72/2000	239	625	固定动力 Stationary work
R6105ZP		涡轮增压 Turbocharge	105/2000	239	670	
R6105ZG-20			98/2000	239	685	空压机动力 Air compressor power
R6105AZG-20	6-105 X130		106/2000	239	690	
R6105AZLG-20		增压中冷 Turbocharge and intercooled	124/2000	239	710	
R6105IZLG-18	6-105 X135		136/1800	239	730	
R6105C	6-105 X125	自然吸气 Natural aspirated	54/1500	231	600	船用主机辅机 Auxiliary or Main marine engine
R6105ZC		涡轮增压 Turbocharge	78/1500	231	610	
R6105ZLC		增压中冷 Turbocharge and intercooled	98/1500	224	680	
R6105AZLC	6-105 X130		110/1500	224	685	
R6105ZCD	6-105 X125	涡轮增压 Turbocharge	78/1500	231	610	
R6105ZLCD		增压中冷 Turbocharge and intercooled	98/1500	224	680	
R6105AZLCD	6-105 X130		110/1500	224	685	

LMI 6113 系列柴油机
6113 Series diesel engine

LMI6113ZLD1 技术参数
TECHNICAL SPECIFICATION

型号 Model----------LMI61013ZLD
进气方式 Intake Type----------增压中冷 Turbocharge and intercooled
标定功率(KW)Rated power----------155
标定转速(r/min)----------1500
Rated speed
燃油消耗（g/kw.h)----------≤218
Fuel consumption
用途 Application----------发电机组 Genset120-150KW

LMI6113ZLD2 技术参数
TECHNICAL SPECIFICATION

型号 Model----------LMI6113ZLD2
进气方式 Intake Type----------增压中冷 Turbocharge and intercooled
标定功率(KW)Rated power----------180
标定转速(r/min)----------1800
Rated speed
燃油消耗（g/kw.h)----------≤218
Fuel consumption
用途 Application----------发电机组 Genset120-150KW

LMI6113ZLP 技术参数
TECHNICAL SPECIFICATION

型号 Model----------LMI6113ZLP
进气方式 Intake Type----------增压中冷 Turbocharge and intercooled
标定功率(KW)Rated power----------176
标定转速(r/min)----------1800
Rated speed
燃油消耗（g/kw.h)----------≤218
Fuel consumption
用途 Application----------固定动力 Ststionary work



济南溯源进出口贸易有限公司
LMI INDUSTRIAL SUPPLY CO., LTD.

LMI 6110 系列柴油机
6110 Series diesel engine

LMI6110ZLD 技术参数
TECHNICAL SPECIFICATION

型号 Model----------LMI6110ZLD
进气方式 Intake Type----------增压中冷 Turbocharge and intercooled
标定功率(KW)Rated power----------165
标定转速(r/min)----------1500
Rated speed
燃油消耗（g/kw.h)----------≤224
Fuel consumption
用途 Application----------发电机组 Genset120-150KW



LMI 6110 / 6113 系列柴油机主要技术参数
Main technical parameters of HT 6110/6113 diesel engine

型号 Model	气缸数-缸径 X 行程 Number of cylinders- Bore X stroke(mm)	进气方式 Intake Type	标定功率/转速 Rated power/speed (KW/r/min)	最低燃油耗 Fuel consumption g/kw.h	净质量 Net weight (kg)	用途 Application
LMI6110ZLD	6-110 X 135	增压中冷 Turbocharge and intercooled	165/1500	224	650	发电机组 Genset
LMI6110ZLD2			180/1800	224	650	
LMI6113ZLD	6-113 X130	涡轮增压 Turbocharge	100/1500	218	650	
LMI6113ZLD1		增压中冷 Turbocharge and intercooled	155/1500	218	700	
LMI6113ZLD2			180/1800	218	700	
LMI6110ZLP	6-110 X 135		176/1800	224	750	固定动力 Stationary work
LMI6113ZLP	6-113 X 135		176/1800	218	800	

LMI 6126 系列柴油机
6126 Series diesel engine

LMI6126ZLD 技术参数
TECHNICAL SPECIFICATION

型号 Model----------LMI6126ZLD
进气方式 Intake Type----------增压中冷 Turbocharge and intercooled
标定功率(KW)Rated power----------223-276
标定转速(r/min)----------1500-1800
Rated speed
燃油消耗（g/kw.h)----------≤208
Fuel consumption
用途 Application----------发电机组 Genset150-200KW

LMI6126ZLP 技术参数
TECHNICAL SPECIFICATION

型号 Model----------LMI6126ZLP
进气方式 Intake Type----------增压中冷 Turbocharge and intercooled
标定功率(KW)Rated power----------256
标定转速(r/min)----------1800
Rated speed
燃油消耗（g/kw.h)----------≤208
Fuel consumption
用途 Application----------固定动力 Stationary work



济南溯源进出口贸易有限公司
LMI INDUSTRIAL SUPPLY CO., LTD.

LMI6126ZLC1 技术参数
TECHNICAL SPECIFICATION

型号 Model----------LMI6126ZLC1
进气方式 Intake Type----------增压中冷 Turbocharge and intercooled
标定功率(KW)Rated power----------192
标定转速(r/min)----------1500
Rated speed
燃油消耗（g/kw.h)----------≤208
Fuel consumption
用途 Application----------船用主机 Marine Engine



LMI 6126 系列柴油机主要技术参数
Main technical parameters of HT 6126 diesel engine

型号 Model	气缸数-缸径 X 行程 Number of cylinders- Bore X stroke(mm)	进气方式 Intake Type	标定功率/转速 Rated power/speed (KW/r/min)	最低燃油耗 Fuel consumption g/kw.h	净质量 Net weight (kg)	用途 Application
LMI6126.64D	6-126 X 130	增压中冷 Turbocharge and intercooled	138/1500	218	890	发电机组 Genset
LMI6126.68D		涡轮增压 Turbocharge	170/1500	208	960	
LMI6126ZLD			223/1500	208	980	
LMI6126ZLD2			276/1800	208	980	
LMI6126ZLC1			192/1500	208	970	船用主机 Marine Engine
LMI6126ZLC2			208/1800	208	970	
LMI6126ZLCD1			218/1500	208	970	船用发电 Marine Genset
LMI6126ZLCD2			248/1800	208	970	
LMI6126ZLP1			218/1500	208	980	固定动力 Stationary work
LMI6126ZLP2			256/1800	208	980	

济南溯源进出口贸易有限公司
LMI INDUSTRIAL SUPPLY CO., LTD.

LMI 里卡多 / 康明斯（系列机组）
Ricardo / Cummins (Series)

其它型号（机组）
机组简介 GENSET INTRODUCTION

技术参数
OTHER MODELS SERIES SPECIFICATION

本系列柴油发电机组选用里卡多（R）系列柴油机为动力，该机为引进英国里卡多技术生产，具有油 耗低、动力性能好、运行安全可靠等特点，机组广泛用于野外施工、高层建筑、商夏、工矿企业、油田、公路、港口、乡村等场所的动力、照明电源。
This series diesel generator set is powered by Ricardo series diesel engine.with the importing of te chnology of Ricardo Company(U.K).The engine has the feature of low fuel consumption,good power performance,safety and good reliability.
This series generator set is widely used as prime or standby power supply in fieldwork,building, sup ermarket,industrial and mining factory,oil field,highway,harbour countryside and so on.

移动式 **100KW** 发电机组
Mobile 100KW Genset

50HZ COSØ=0.8, 400/230V 3P4W					柴油机Diesel Engine												发电机 Alternator							外形尺寸 Overall Size(mm)	毛重 Gross WeigLMI(kg)
机组型号 Genset Model	额定功率 Rated Power (kW/kVA)	备用功率 Standby Power	型号 Model	型式 Type	额定功率 Rated Power (kW)	进气方式 Intake Type	气缸数 No.of Cylinde	缸径X冲程 BoreXstroke (mm)	排量 Displace ment(L)	活塞速度 Piston Speed	压缩比 Compressi on Ratio	机械调速率 Mechanical Governor	电子调整率 Electronic Governor Rate	噪音 Noise Level(dBA)	排气温度 Exhaust Temperature(℃)	机油容量 Lub oil Capacity(L)	燃油消耗量 Rated Fuel Consumption	型号 Model	额定功率 Rated Power (kW/kVA)	效率 Power Efficiency	电压调节 Voltage Regulation	励磁方式 Excitation Type	绝缘等级 Insulation Class		
LMI8GF	8/10	8.8/11	295D	Water-cooled, inline,4-stroke, direct injection	13.2	Natural	2.L	95x 115	1.63	6.35	20:1	≤5%	≤1%	≤95	≤540	6.5	3.23	TFW2-8	8/10	81.50%	≤±1	Brushless	H	1550*720*1100	660
LMI8GF10GF	10/12.5	11/13.75	295D		13.2	Natural	2.L	95x 115	1.63	6.35	20:1	≤5%	≤1%	≤95	≤540	6.5	3.23	TFW2-10	10/12.5	81.50%	≤±1	Brushless	H	1550*720*1100	660
LMI8GF12GF	12/15	132./16.5	2100D		15	Natural	2.L	100x 115	1.81	6.35	20:1	≤5%	≤1%	≤95	≤540	6.5	3.87	TFW2-12	12/15	81.50%	≤±1	Brushless	H	1650*720*1100	680
LMI15GF	15/20	16.5/22	495D		26.5	Natural	4.L	95x 115	3.26	6.35	19:1	≤5%	≤1%	≤95	≤540	9	5.16	TFW2-15	15/20	82.00%	≤±1	Brushless	H	1700*760*1330	790
LMI20GF	20/25	22/27.5	495D		26.5	Natural	4.L	95x 115	3.26	5.75	19:1	≤5%	≤1%	≤95	≤540	9	6.45	TFW2-20	20/25	85.00%	≤±1	Brushless	H	1720*760*1500	810
LMI24GF	24/30	26.4/33	495D		26.5	Natural	4.L	95x 115	3.26	6.35	19:1	≤5%	≤1%	≤95	≤540	9	7.74	TFW2-24	24/30	85.00%	≤±1	Brushless	H	1720*760*1500	860
LMI24GF	24/30	26.4/33	K4100D		30.1	Natural	4.L	100x 115	3.61	5.75	19:1	≤5%	≤1%	≤95	≤540	9	7.74	TFW2-24	24/30	35.00%	≤±1	Brushless	H	1720*760*1500	860
LMI30GF	30/37.5	33/41.25	495ZD 1		33	Turbocharged	4.L	95x 115	3.26	5.75	17:1	≤5%	≤1%	≤95	≤540	9	9.45	TFW2-30	30/37.5	86.00%	≤±1	Brushless	H	1760*760*1500	910
LMI40GF	40/50	44/55	4105D 1		44	Natural	4.L	105x 125	4.33	6.25	17:1	≤5%	≤1%	≤95	≤600	12	11.55	TFW2-40	40/50	87.00%	≤±1	Brushless	H	1790*780*1500	910
LMI50GF	50/62.5	55/68.75	4105ZD1		56	Turbocharged	4.L	105x 125	4.33	6.25	16:1	≤5%	≤1%	≤95	≤600	12	14	TFW2-50	50/62.5	87.00%	≤±1	Brushless	H	2000*780*1500	1030
LMI75GF	75/93.8	82.5/103.18	6105ZD1		84	Turbocharged	6.L	105x 125	6.49	6.25	16:1	≤5%	≤1%	≤95	≤600	16	21	TFW2-75	75/93.8	85.00%	≤±1	Brushless	H	2150*800*1550	1300
LMI90GF	90/112.5	99/123.75	6105ZLD1		100	Turbocharged	6.L	105x 125	6.49	6.25	16:1	≤5%	≤1%	≤95	≤600	16	24.53	TFW2-90	90/112.5	90.00%	≤±1	Brushless	H	2300*850*1550	1350
LMI100GF	100/125	110/137.5	6105AZLD		110	Turbocharged	6.L	105x 125	6.75	6.5	16:1	≤5%	≤1%	≤95	≤600	16	27.25	TFW2-100	100/125	90.00%	≤±1	Brushless	H	2400*850*1600	1400
LMI120GF	120/150	132/165	6105IZLD		132	Turbocharged	6.L	105x 125	7	6.75	16:1	≤5%	≤1%	≤95	≤600	18	32.25	TFW2-120	120/150	91.00%	≤±1	Brushless	H	2550*850*1650	1450
LMI140GF	140/175	154/192.5	6113ZLD		155	Turbocharged	6.L	113x 125	7.52	6.25	16:1	≤5%	≤1%	≤95	≤600	21	34.48	TFW2-140	140/175	91.00%	≤±1	Brushless	H	2600*900*1760	1650
LMI150GF	150/187.5	165/206.25	6113ZLD		155	Turbocharged	6.L	113x 125	7.52	6.25	16:1	≤5%	≤1%	≤95	≤600	21	34.48	TFW2-150	150/187.5	91.00%	≤±1	Brushless	H	2740*960*1790	1750

静音式 **100KW** 发电机组
Silent 100KW Genset



康明斯 **200KW** 发电机组
Cummins 200KW Genset

康明斯系列（机组）
机组简介 GENSET INTRODUCTION

技术参数
CUMMINS SERIES SPECIFICATION

本系列发电机组选用康明斯系列柴油机为动力，该机具有油耗低、启动性能好、稳定转速低、运行 安全可靠等特点，机组广泛用于国防、电信、野外施工、高层建筑、商夏、工矿企业、油田、公路、港口、乡村等场所的动力、照明电源。
This series diesel generator set is powered by Cummins series diesel engine. The engine has the feature of low fuel consumption,good power performance,low speed,saftety and good reliability. This series generator set is widely used as prime Or standby power supply in national defence,telecommunication,fieldwork,building,supermarket,in ustrial and mining factory,oil field,highway,harbour countryside and so on.

50HZ COSØ=0.8, 400/230V 3P4W					柴油机 Diesel Engine													发电机 Alternator						外形尺寸 Overall Size(mm)	毛重 Gross WeigLMI(kg)
机组型号 Genset Model	额定功率 Rated Power (kW/kVA)	备用功率 Standby Power (kW/kVA)	型号 Model	型式 Type	额定功率 Rated Power (kW)	进气方式 Intake Type	气缸数 No.of Cylinder	缸径X冲程 BoreXstroke (mm)	活塞速度 Piston Speed (m/s)	压缩比 Compressio n Ratio	机械调速率 Mechanical Governor Ratio	电子调整率 Electronic Governor Rate	噪音 Noise Level(dBA)	排气温度 Exhaust Temperature(℃)	机油容量 Lub oil Capacity(L)	燃油消耗量 Rated Fuel Consumption(L/h)	排量 Displacement(L)	调速方式 Govewrning type	型号 Model	额定功率 Rated Power (kW/kVA)	效率 Power Efficiency	电压调节 Voltage Regulation	励磁方式 Excitation Type	绝缘等级 Insulation Class		
LMI16GF	16/20	17.6/22	4B3.9-G1	Water-cooled, inline,4-stroke, direct injection，wet cylinder liner，1500rpm	26	Natural	4.L	102x 120	6	16.5:1	≤5%	≤1%	≤96	475	11	6.7	3.9	Mechanical	BCI184E	18/22.5	84.30%	≤±1.5	Brushless	H	1800*700*1200	700
LMI20GF	20/25	22/27.5	4B3.9-G1		26	Natural	4.L	102x 120	6	16.5:1	≤5%	≤1%	≤96	475	11	6.7	3.9	Mechanical	BCI184F	22/27.5	85.70%	≤±1.5	Brushless	H	1800*700*1200	700
LMI25GF	25/31.3	27.5/34.38	4B3.9-G1		36	Turbocharged	4.L	102x 120	6	16.5:1	≤5%	≤1%	≤96	475	11	8	3.9	Mechanical	BCI184G	25/31.3	86.60%	≤±1.5	Brushless	H	1800*700*1200	700
LMI30GF	30/37.5	33/241.25	4B3.9-G1		36	Turbocharged	4.L	102x 120	6	16.5:1	≤5%	≤1%	≤96	475	11	8	3.9	Mechanical	BCI184J	34/42.5	88.60%	≤±1.5	Brushless	H	1800*700*1200	700
LMI40GF	40/50	44/55	4B3.9-G2		50	Turbocharged	4.L	102x 120	6	16.5:1	≤5%	≤1%	≤96	475	11	11.5	3.9	Electrical	UCI224D	40/58	87.80%	≤±1.5	Brushless	H	2000*750*1300	800
LMI48GF	48/60	52.8/66	4B3.9-G2		50	Turbocharged	4.L	102x 120	6	16.5:1	≤5%	≤1%	≤96	475	11	11.5	3.9	Electrical	UCI224E	48/60	88.10%	≤±1.5	Brushless	H	2000*750*1300	800
LMI58GF	58/72.5	63.8/79.75	6BT5.9-G1		92	Turbocharged	6.L	102x 120	6	16.5:1	≤5%	≤1%	≤96	510	16.4	16.7	5.88	Mechanical	UCI224F	58/72.5	89.60%	≤±1.5	Brushless	H	2000*750*1300	850
LMI68GF	68/85	74.08/93.5	6BT5.9-G1		92	Turbocharged	6.L	102x 120	6	16.5:1	≤5%	≤1%	≤96	510	16.4	19.6	5.88	Mechanical	UCI224G	68/85	89.90%	≤±1.5	Brushless	H	2140*850*1350	900
LMI80GF	80/100	88/110	6BT5.9-G2		92	Turbocharged	6.L	102x 120	6	16.5:1	≤5%	≤1%	≤96	510	16.4	23.1	5.88	Electrical	UCI274C	80/100	89.80%	≤±1.5	Brushless	H	2300*850*1400	1000
LMI96GF	96/120	105.6/132	6BTA5.9-G2		110	Turbocharged	6.L	102x 120	6	16.5:1	≤5%	≤1%	≤96	601	16.4	27.5	5.88	Electrical	UCI274D	96/120	90.80%	≤±1.5	Brushless	H	2300*850*1400	1000
LMI112GF	112/140	123.2/154	6BTAA5.9-G2		120	Turbocharged	6.L	102x 120	6	16.5:1	≤5%	≤1%	≤96	601	16.4	32.2	5.88	Electrical	UCI274E	112/140	91.70%	≤±1.5	Brushless	H	2300*850*1400	1200
LMI128GF	128/160	140.8/176	6CTA8.3-G2		163	Turbocharged	6.L	114x 135	6.8	16.8:1	≤5%	≤1%	≤96	638	20	36.4	8.27	Electrical	UCI274F	128/160	92.30%	≤±1.0	Brushless	H	2300*850*1400	1200
LMI144GF	144/180	158.4/198	6CTA8.3-G2		163	Turbocharged	6.L	114x 135	6.8	16.8:1	≤5%	≤1%	≤96	638	20	40.9	8.27	Electrical	UCI274G	145.6/182	92.50%	≤±1.0	Brushless	H	2300*850*1400	1400
LMI160GF	160/200	176/220	6CTAA8.3-G2		185	Turbocharged	6.L	114x 135	6.8	16.8:1	≤5%	≤1%	≤96	640	20	44.6	8.27	Electrical	UCI274H	160/200	93.30%	≤±1.0	Brushless	H	2500*850*1400	1400
LMI184GF	184/230	202.4/253	6LTAA8.9-G2		220	Turbocharged	6.L	114x 135	7.6	15.01	≤5%	≤1%	≤100	541	20	51.4	8.9	Electrical	UCI274J	184/230	93.30%	≤±1.0	Brushless	H	3010*1000*1700	2600
LMI200GF	200/250	220/275	6LTAA8.9-G2		220	Turbocharged	6.L	114x 135	7.6	15.01	≤5%	≤1%	≤100	541	20	55.8	8.9	Electrical	UCI274K	200/250	93.30%	≤±1.0	Brushless	H	3010*1000*1700	2600
LMI240GF	240/300	264/330	MTAA11-G3		265	Turbocharged	6.L	125x 147	7.6	14.5:1	≤5%	≤1%	≤100	648	34	66.9	10.8	Electrical	LMI444D	240/300	92.70%	≤±1.0	Brushless	H	3010*1000*1700	2600
LMI260GF	260/325	286/357.5	NTA885-G2		292	Turbocharged	6.L	140x 152	7.6	14.01	≤5%	≤1%	≤100	563	36.7	72	14	Electrical	LMI444ES	260/325	93.30%	≤±1.0	Brushless	H	3010*1000*1700	2800
LMI280GF	280/350	308/385	NTA885-G2A		313	Turbocharged	6.L	140x 153	7.6	14.01	≤5%	≤1%	≤100	563	36.7	77	14	Electrical	LMI444E	280/350	93.30%	≤±1.0	Brushless	H	3010*1000*1700	2800
LMI304GF	304/380	334.4/418	NTAA885-G7		343	Turbocharged	6.L	140x 154	7.6	14.01	≤5%	≤1%	≤100	515	36.7	84	14	Electrical	LMI444FS	304/380	93.00%	≤±1.0	Brushless	H	3300*1150*1700	3000
LMI320GF	320/400	352/440	NTAA885-G7		343	Turbocharged	6.L	140x 155	7.6	14.01	≤5%	≤1%	≤100	515	36.7	94	14	Electrical	LMI444F	320/400	93.00%	≤±1.0	Brushless	H	3300*1150*1700	3000
LMI360GF	360/450	396/495	KTA19-G3		408	Turbocharged	6.L	159x 159	7.9	14.5:1	≤5%	≤1%	≤100	532	50	98	18.9	Electrical	LMI554C	400/500	94.10%	≤±1.0	Brushless	H	3300*1150*1700	4200
LMI400GF	400/500	440/550	KTA19-G4		448	Turbocharged	6.L	159x 159	7.9	14.5:1	≤5%	≤1%	≤100	543	50	107	18.9	Electrical	LMI554D	440/550	94.40%	≤±1.0	Brushless	H	3300*1150*1700	4600
LMI480GF	480/600	528/660	KTAA19-G5		504	Turbocharged	6.L	159x 159	7.9	13.5:1	≤5%	≤1%	≤101	490	50	128	18.9	Electrical	LMI554E	488/610	94.80%	≤±1.0	Brushless	H	3500*1420*2220	5000
LMI500GF	500/625	550/687.5	KTAA19-G6		518	Turbocharged	6.L	159x 159	7.9	13.5:1	≤5%	≤1%	≤101	490	50	134	18.9	Electrical	LMI554F-S	500/625	94.80%	≤±1.0	Brushless	H	3500*1420*2220	5500
LMI600GF	600/750	660/825	KTA38-G2	Water-cooled, Vee,4-stroke, direct injection,wet cylinder liner，1500rpm	665	Turbocharged	12.L	159x 159	7.9	16.5:1	≤5%	≤1%	≤102	552	135	170	37.8	Electrical	LVI634B	600/750	93.30%	≤±0.5	Brushless	H	4500*1700*2400	8000
LMI640GF	640/800	704/880	KTA38-G2A		814	Turbocharged	12.L	159x 159	7.9	16.5:1	≤5%	≤1%	≤102	552	135	182	37.8	Electrical	LVI634C	640/800	93.60%	≤±0.5	Brushless	H	4500*1700*2400	8000
LMI728GF	728/910	800.8/1001	KTA38-G2A		814	Turbocharged	12.L	159x 159	7.9	16.5:1	≤5%	≤1%	≤102	552	135	204	37.8	Electrical	LVI634D	728/910	93.60%	≤±0.5	Brushless	H	4500*1700*2400	8500
LMI800GF	800/1000	880/1100	KTA38-G5		881	Turbocharged	12.L	159x 159	7.9	14.5:1	≤5%	≤1%	≤103	513	135	207	37.8	Electrical	LVI634E	800/1000	94.30%	≤±0.5	Brushless	H	4700*1800*2500	9500

济南溯源进出口贸易有限公司
LMI INDUSTRIAL SUPPLY CO., LTD.

LMI 道依茨 / 帕金斯（系列机组）
Deutz / Perkins (Series)

道依茨系列（机组）技术参数
DEUTZ SERIES SPECIFICATION

机组简介 GENSET INTRODUCTION

本系列柴油发电机组选用道依茨系列柴油机为动力，该机为引进德国技术生产，具有油耗低、体积小 动力性能好、安全可靠等特点。机组广泛用于国防、电信、野外施工、高层建筑、商夏、工矿企业、油田、公路、港口、乡村等场所的动力、照明电源。
This series diesel generator set is powered by Deutz series diesel engine.This engine has the featu Res of low fuel consumption,small volume,good power performance,safety and good reliability.This series generator set is widely used as Prime or standby power supply in national defence,telecommunication,field work,building,supermar ket,industrial and mining factory,oil field,highway,harbour countryside and so on.

50HZ COSØ=0.8, 400/230V 3P4W			柴油机 Diesel Engine														发电机 Alternator						外形尺寸 Overall Size(mm)	毛重 Gross Weight(kg)
机组型号 Genset Model	额定功率 Rated Power (kW/kVA)	备用功率 Standby Power (kW/kVA)	型号 Model	型式 Type	额定功率 Rated Power (kW)	进气方式 Intake Type	气缸数 No.of Cylinder	缸径X冲程 BoreXstroke(mm)	活塞速度 Piston Speed (m/s)	压缩比 Compression Ratio	机械调速率 Mechanical Governor Ratio	电子调整率 Electronic Governor Rate	噪音 Noise Level (dBA)	排气温度 Exhaust Temperature(℃)	机油容量 Lub oil Capacity(L)	燃油消耗 Rated Fuel Consumption(L/h)	型号 Model	额定功率 Rated Power (kW/kVA	效率 Power Efficiency	电压调节 Voltage Regulation	励磁方式 Excitation Type	绝缘等级 Insulation Class		
HD25GF	25/31.25	27.5/34.4	D226B-3D	Closed water-cooled,inline,4-stroke,wet cylinder liner, direct injection	30	Natural	3.L	105 x 120	6	16.4:1	≤5%	≤1%	≤105	≤600	7.25	7.2	BCI184G	25/31.25	88.60%	≤±1.5	Brushless	H	1650*650*1400	700
HD30GF	30/37.5	33/41.25	TD226B-3D		45	Turbocharged	3.L	105 x 120	6	15.5:1	≤5%	≤1%	≤105	≤550	7.25	7.2	BCI184H	30/37.5	85.30%		Brushless	H	1650*650*1400	700
HD34GF	34/42.5	37.4/46.8	TD226B-3D		45	Turbocharged	3.L	105 x 120	6	15.5:1	≤5%	≤1%	≤105	≤550	7.25	8.7	BCI184J	34/42.5	85.80%		Brushless	H	1650*650*1400	700
HD40GF	40/50	44/55	TD226B-3D		45	Turbocharged	3.L	105 x 120	6	15.5:1	≤5%	≤1%	≤105	≤550	7.25	10.3	UCI224D	40/50	88.20%		Brushless	H	1650*650*1400	750
HD48GF	48/60	52.8/663	TD226B-4D		60	Turbocharged	4.L	105 x 120	6	15.5:1	≤5%	≤1%	≤105	≤550	7.25	13.7	UCI224E	48/60	88.90%		Brushless	H	1900*650*1400	800
HD68GF	68/85	74.8/93.5	TD226B-6D		90	Turbocharged	6.L	105 x 120	6	15.5:1	≤5%	≤1%	≤105	≤550	13	19.4	UCI224G	68/85	90.60%		Brushless	H	2700*820*1500	1000
HD80GF	80/100	88/110	TD226B-6D		90	Turbocharged	6.L	105 x 120	6	15.5:1	≤5%	≤1%	≤105	≤550	13	22.8	UCI274C	80/100	90.40%		Brushless	H	2700*820*1500	1000
HD90GF	90/112.5	99/123.8	TBD226B-6D		120	Turbocharged	6.L	105 x 120	6	15.5:1	≤5%	≤1%	≤105	≤550	13	27.1	UCI274D	90/112.5	90.80%		Brushless	H	2700*820*1500	1300
HD100GF	100/125	110/137.5	TBD226B-6D		120	Turbocharged	6.L	105 x 120	6	15.5:1	≤5%	≤1%	≤105	≤550	13	31.6	UCI274E	100/125	91.70%		Brushless	H	2700*820*1500	1300
HD120GF	120/150	132/165	TBD226B-6D5		132	Turbocharged	6.L	105 x 120	6	15.5:1	≤5%	≤1%	≤105	≤550	13	36.1	UCI274F	120/150	90.20%		Brushless	H	2700*820*1500	1300

帕金斯系列（机组）技术参数
PERKINS SERIES SPECIFICATION

机组简介 GENSET INTRODUCTION

本系列柴油发电机组选用天津帕金斯 1000 系列柴油机为动力，该机具有动力性能好、油耗低、可靠安全可靠等特点，机组广泛用于国防、电信、野外施工、高层建筑、商夏、工矿企业、油田、公路、港口、乡村等场所的动力、照明电源。
This series diesel generator set is powered by 1000series(produced by Tianjin Perkins Diesel Eng feature of low fuel consumption,good power performance,low speed,saftety and good reliability. This series generator set is widely used as prime Series generator set is widely used as prime or standby power supply in fieldwork,building,superm ustrial and mining factory,oil field,highway,harbour countryside and so on.

50HZ COSØ=0.8, 400/230V 3P4W			柴油机 Diesel Engine														发电机 Alternator						外形尺寸 Overall Size(mm)	毛重 Gross Weight (kg)
机组型号 Genset Model	额定功率 Rated Power (kW/kVA)	备用功率 Standby Power (kW/kVA)	型号 Model	型式 Type	额定功率 Rated Power (kW)	进气方式 Intake Type	气缸数 No.of Cylinder	缸径X冲程 BoreXstroke(mm)	活塞速度 Piston Speed (m/s)	压缩比 Compression Ratio	机械调速率 Mechanical Governor Ratio	电子调整率 Electronic Governor	噪音 Noise Level(dBA)	排气温度 Exhaust Temperature(℃)	机油容量 Lub oil Capacity(L)	燃油消耗 Rated Fuel Consumption(L/h)	型号 Model	额定功率 Rated Power (kW/kVA)	效率 Power Efficiency	电压调节 Voltage Regulation	励磁方式 Excitation Type	绝缘等级 Insulation Class		
HP25GF	25/31.3	27.5/34.4	1004G	Water-cooled, inline, 4-stroke, direct injection	42	Natural	4.L	100x127	7.62	16:01	≤5%	≤1%	≤95	600	8.1	7.2	BCI184G	25/31.25	88.60%	≤±1	Brushless	H	2100*845*1600	730
HP30GF	30/37.5	33/41.3	1004G		42	Natural	4.L	100x127	7.62	16:01	≤5%	≤1%	≤95	600	8.1	8.6	BCI184H	30/37.5	85.30%	≤±1	Brushless	H	2100*845*1600	730
HP34GF	37/46	41/51	1004G		42	Natural	4.L	100x127	7.62	16:01	≤5%	≤1%	≤95	600	8.1	9.8	UCI224C	34/42.5	87.20%	≤±1	Brushless	H	2100*845*1600	820
HP40GF	40/50	44/55	1004TG		66	Turbocharged	4.L	100x127	7.62	16:01	≤5%	≤1%	≤95	561	8.1	11.3	UCI224D	40/50	88.20%	≤±1	Brushless	H	2150*845*1650	900
HP48GF	48/60	52.8/663	1004TG		66	Turbocharged	4.L	100x127	7.62	16:01	≤5%	≤1%	≤95	561	8.1	13.5	UCI224E	48/60	88.90%	≤±1	Brushless	H	2200*845*1650	1000
HP58GF	58/72.5	63.8/79.8	1004TG		66	Turbocharged	4.L	100x127	7.62	16:01	≤5%	≤1%	≤95	561	8.1	16.3	UCI224F	68/85	90.20%	≤±1	Brushless	H	2235*860*1650	1050
HP68GF	68/85	74.8/93.5	1006TG1A		84	Turbocharged	6.L	100x127	7.62	16:01	≤5%	≤1%	≤95	550	8.1	19.2	UCI224G	80/100	90.60%	≤±1	Brushless	H	2235*860*1650	1150
HP80GF	80/100	88/110	1006TG12A		92	Turbocharged	6.L	100x127	7.62	16:01	≤5%	≤1%	≤95	553	8.1	22.6	UCI274C	90/112.5	90.40%	≤±1	Brushless	H	2445*850*1650	1250
HP96GF	96/120	106/132	1006TAG		121	Turbocharged	6.L	100x127	7.62	17:01	≤5%	≤1%	≤95	550	8.1	27.1	UCI274D	100/125	90.80%	≤±1	Brushless	H	2545*850*1650	1370
HP112GF	112/140	123/154	1006TAG		121	Turbocharged	6.L	100x127	7.62	17:01	≤5%	≤1%	≤95	550	8.1	31.6	UCI274E	120/150	91.70%	≤±1	Brushless	H	2545*850*1120	1420

济南溯蒎进出口贸易有限公司
LMI INDUSTRIAL SUPPLY CO., LTD.

LMI 水泵 / 燃气（系列机组）
Water pump / Gas (Series)

水泵系列（机组）
机组简介 GENSET INTRODUCTION

技术参数
WATER PUMP SERIES SPECIFICATION

本系列柴油水泵机组具有先进合理的结构，效率高，振动小，噪声低，运动平稳、可靠和装拆方便等优点。本系列柴油水泵机组可输送 80℃以下的清 水及物理、化学性质类似于水的其它液体。主要适用于消防系统、自来水厂、建筑物供水、灌溉、排水泵站、电站、工业供水系统、船舶工业、矿山排水及石油、化工、冶金等行业输送液全的场合。

This series diesel pump unit with advanced reasonable structure, high efficiency,low vibration and noise,smooth running,good reliability,easy handlin g and so on. This series diesel pump unit for conveying water below 80℃ and other liquid with similiar physical,chemical properties.Mainly applied to the transmission fluid occasions of fire fighting system,water plant,building water supply,irrigation and drainage pumping stations,power plants,ind ustrial water systems,shipbuilding industry,mine drainage and oil,chemical,metallurgical,metallurgical industries and so on.harbour,countryside and so (



燃气机组
Gas series Genset

水泵机组
Water pump set

水泵 Water Pump			柴油机 Diesel Engine					
型号 Model	流量 Capacity(m/h)	扬程 Head(m)	型号 Model	额定功率 Rated Power (kW)	型式 Type	缸径X冲程 BoreXstroke(mm)	燃油消耗量 Fuel Consumption (g/kW.h)	备注 Remark
IS80-65-125J	25	5	R175A	4.85	single cylinder, 4 stroke, horizontal	75 X 80	≤280.2	Without clutch
IS80-65-160J	25	8	R175A	4.85		75 X 80	≤280.2	Without clutch
IS80-50-200J	25	12.5	R175A	4.85		75 X 80	≤280.2	Without clutch
IS80-50-250J	25	20	R175A	4.85		75 X 80	≤280.2	Without clutch
IS100-80-250J	50	8	R175A	4.85		75 X 80	≤280.2	Without clutch
IS100-65-250J	50	20	R180	5.67		80 X 80	≤278.8	Without clutch
IS100-65-315J	50	32	S1100	11		100 X 115	≤257	Without clutch
IS125-80-160ZJ	87.2	9.5	R175A	4.85		75 X 80	≤280.2	Without clutch
IS125-80-200J	80	12.5	R180	5.67		80 X 80	≤278.8	Without clutch
IS125-80-250J	80	20	R190	7.7		90 X 90	≤265.2	Without clutch
IS125-80-315J	80	32	ZS1115	16.18		115 X 115	≤242.1	Without clutch
IS125-100-200J	100	12.5	R190	7.7		90 X 90	≤265.2	Without clutch
IS125-100-250J	100	20	S1100	12.1		105 X 115	≤244.8	Without clutch
IS125-100-315J	100	32	ZS1115	16.18		115 X 115	≤242.1	Without clutch
IS125-100-400	100	50	K4100	26.5	Water-cooled, inline,4-stroke, wet cylinder liner, directinjection	100 X 115	≤258.4	With clutch
IS150-125-250	200	20	K4100	26.5		100 X 115	≤258.4	With clutch
IS150-125-315	200	32	K4100	26.5		100 X 115	≤258.4	With clutch
IS200-125-250	400	22	R4100	26.5		100 X 115	≤258.4	With clutch
IS200-150-315	400	32	R4105	56		105 X 125	≤239	With clutch
IS200-150-400	400	50	R6105	100		105 X 125	≤224	With clutch
IS150-125-400	200	50	1004G	40		100 X 127	≤210	With clutch
IS150-125-400A	186	43.5	1004G	40		100 X 127	≤210	With clutch
IS150-125-400B	174	38	1004G	40		100 X 127	≤210	With clutch
IS200-150-315A	366	26.7	1004G	40		100 X 127	≤210	With clutch
IS200-150-315B	330	21.8	1004G	40		100 X 127	≤210	With clutch
IS200-150-250	400	22	1004G	40		100 X 127	≤210	With clutch
IS200-150-315	400	32	1004TG	65.7		100 X 127	≤205	With clutch
IS200-150-400A	373	43.4	1004TG	65.7		100 X 127	≤205	With clutch
IS200-150-400B	348	37.9	1004TG	65.7		100 X 127	≤205	With clutch
IS200-150-400C	324	32.8	1004TG	65.7		100 X 127	≤205	With clutch
IS250-250-315A	590	28.5	1004TG	65.7		100 X 127	≤205	With clutch
IS250-250-315B	560	25	1004TG	65.7		100 X 127	≤205	With clutch
IS200-150-400	400	50	1006TG1A	84.3		100 X 127	≤205	With clutch
IS250-250-315	630	32	1006TG1A	84.3		100 X 127	≤205	With clutch
IS250-250-400C	530	35	1006TG1A	84.3		100 X 127	≤205	With clutch
IS250-250-400B	560	40	1006TG2A	92.3		100 X 127	≤205	With clutch
IS250-250-400	630	50	1006TAG	121		100 X 127	≤205	With clutch

燃气系列（机组）
机组简介 GENSET INTRODUCTION

技术参数
SERIES SPECIFICATION

本系列燃气发动机动力性，经济性、可靠性和安全性有大幅度的提高，其主要性能指票达到了国际先进水平，可配套成燃气发电机组和压缩机机组， 满足城市、井场、供电及压缩机等市场的需求。

The power performance,fuel economy,reliability and safeness of this series engine are improved a lot,and the main performance targets has reached the advanced international standards.It can be packaged into generating set to meet the power supply requirements of city and well field,or Compressor set to meet the reqmrement of compressor market.

50HZ COSØ=0.8, 400/230V 3P4W											气体机 Gas-Engine															发电机 Alternator										
机组型号 Genset Model	额定功率 Rated Power (kW/kVA)	备用功率 Standby Power (kW/kVA)	额定频率 Rated Frequency(HZ)	额定转速 Rated speed(rpm)	型号 Model	额定功率 Rated Power (kW)	气缸数 No.of Cylinder	缸径X冲程 BoreXstroke(mm)	排量 Displacement(L)	压缩比 Compression Ratio	曲轴旋转方向 Crankshaft Ratating	进气方式 Air Intake Type	燃料类型 Fuel Type	混合气体形成方式 Mixed Gas Form	气体消耗 Gas Consumption(m3/kw.h)	机油容量 Lub oil Capacity(L)	机油等级 Oil level	机油温度 Oil temperature(℃)	机油压力 Oil Pressure(KPa)	冷却液容量 Coolingfluid capacity(L)	最高排气温度 The max exhaust temperature	电控系统电压 Electroniccontrol system voltage（V）	起动方式 Starting Model	额定电压 Rated Voltage (V)	额定电流 Rated Current (V)	接线方式 Connection Mode	功率因数 Power Factor	电压调节方式 Voltage Regulation Mode	励磁方式 Excitation Type	电压稳压率 Voltage regulator Rate	电压调整范围 Voltage Adjustment Range	防护等级 Protection Grade	绝缘等级 Insulation Class	外形尺寸 Overall Size(mm)	毛重 Gross Weight(kg)
HPT10GF	10	11	50	1500	2100ZQ	14	2	100 X 115	2.24	8.8:1	逆时针 Inverse Hour(Facing to the crankshaft direction of rotation)	自然吸气 Naturally aspirated	天然气（沼气） Natural gas	单点喷射+预混合 Single point injection and advanced mix	<0.33(0.65)	23.8	15W-40 25W-40	<120	200-390	10.5	660±25	24	电启动 Electric starting	400/23	18	三相四线 3Phase, 4wire	0.8	自动调节AVR	无刷Brushless	±1.0%	≥±6%	IP23	H	1450X700X1100	700
HPT-20GF	20	22	50	1500	R4105Q	36	4	105 X 125	4.33	11.5:1					<0.33(0.65)	10.5	15W-40 25W-40	<120	345-415	17.2	660±25	24		400/23	36		0.8	自动调节AVR	无刷Brushless	±1.0%	≥±6%	IP23	H	1650X720X1250	1150
HPT-20GF	20	22	50	1500	4100ZQ	25	4	100 X 115	2.24	11.3:1					<0.33(0.65)	10.5	15W-40 25W-40	<120	200-390	17.2	660±25	24		400/23	36		0.8	自动调节AVR	无刷Brushless	±1.0%	≥±6%	IP23	H	1650X720X1250	750
HPT-25GF	25	27.5	50	1500	4102ZQ	30	4	102 X 115	2.24	11.4:1					<0.33(0.65)	10.5	15W-40 25W-40	<120	200-390	17.2	660±25	24		400/23	45		0.8	自动调节AVR	无刷Brushless	±1.0%	≥±6%	IP23	H	1650X740X1250	820
HPT-30GF	30	33	50	1500	4105ZQ	38	4	105 X 125	4.33	11.5:1					<0.33(0.65)	10.5	15W-40 25W-40	<120	345-415	17.2	660±25	24		400/23	54		0.8	自动调节AVR	无刷Brushless	±1.0%	≥±6%	IP23	H	1800X740X1280	900
HPT-30GF	30	33	50	1500	R4105Q	36	4	105 X 125	4.33	11.5:1					<0.33(0.65)	10.5	15W-40 25W-40	<120	345-415	17.2	660±25	24		400/23	54		0.8	自动调节AVR	无刷Brushless	±1.0%	≥±6%	IP23	H	1800X740X1280	1150
HPT-50GF1	50	55	50	1500	R6105Q	58	6	105 X 125	6.5	11.5:1					<0.33(0.65)	10.9	15W-40 25W-40	<120	345-415	21.9	660±25	24		400/23	90		0.8	自动调节AVR	无刷Brushless	±1.0%	≥±6%	IP23	H	2100X780X1300	1350
HPT-50GF2	50	55	50	1500	6105ZQ	60	6	105 X 125	6.5	11.5:1					<0.33(0.65)	10.9	15W-40 25W-40	<120	345-415	21.9	660±25	24		400/23	90		0.8	自动调节AVR	无刷Brushless	±1.0%	≥±6%	IP23	H	2100X780X1300	1000
HPT-80GF	80	88	50	1500	6135ZQ	80	6	135 X 150	12.9	11.5:1					<0.33(0.65)	16.4	15W-40 25W-40	<120	345-415	21.9	660±25	24		400/23	144		0.8	自动调节AVR	无刷Brushless	±1.0%	≥±6%	IP23	H	2650X980X1750	1300
HPT-100GF	100	110	50	1500	WDT150D12	135	6	140 X 160	14.77	11.5:1					<0.33(0.65)	23.8	15W-40 25W-40	<120	345-415	24.3	660±25	24		400/23	180		0.8	自动调节AVR	无刷Brushless	±1.0%	≥±6%	IP23	H	2650X980X1700	2350
HPT-120GF1	120	132	50	1500	WDT258D18	180	12	135 X 150	25.8	11.5:1					<0.33(0.65)	23.8	15W-40 25W-40	<120	345-415	24.3	660±25	24		400/23	216		0.8	自动调节AVR	无刷Brushless	±1.0%	≥±6%	IP23	H	2650X1000X1800	2450
HPT-120GF2	120	132	50	1500	6140ZQ	135	6	140 X 160	14.77	11.5:1					<0.33(0.65)	23.8	15W-40 25W-40	<120	345-415	24.3	660±25	24		400/23	216		0.8	自动调节AVR	无刷Brushless	±1.0%	≥±6%	IP23	H	2650X1000X1800	1450
HPT-150GF	180	198	50	1500	12V 138ZQ	180	12	138 X 150	26.9	11.5:1					<0.33(0.65)	23.8	15W-40 25W-40	<120	345-415	24.3	660±25	24		400/23	270		0.8	自动调节AVR	无刷Brushless	±1.0%	≥±6%	IP23	H	2750X1300X1800	1750
HPT-200GF	200	220	50	1500	WDT269D12	210	12	138 X 150	26.9	11.5:1					<0.33(0.65)	23.8	15W-40 25W-40	<120	345-415	24.3	660±25	24		400/23	360		0.8	自动调节AVR	无刷Brushless	±1.0%	≥±6%	IP23	H	2750X1300X1800	4000